
CAIRNGORMS NATIONAL PARK AUTHORITY

FOR INFORMATION

Title: National Park Plan 4-Monthly Progress Report 10

Prepared by: Gavin Miles, Strategic Planning and Policy Officer

Purpose

To provide the Board and all the partners involved in delivering the National Park Plan with regular updates of progress in delivering the National Park Plan.

Recommendations

That the Board note progress in delivering the National Park Plan.

Executive Summary

This paper provides a summary of progress in delivering the actions set out in the National Park Plan and an assessment of the likelihood of achieving the 5-year outcomes under each Priority for Action. It shows that:

- a) By January 2012, around 60% of the 5-year outcomes are considered to be likely to be achieved by 2012 and 25% are considered to have already been achieved. Around 7% are considered unlikely to be fully achieved by 2012 and a further 7% will not be achieved fully by 2012.
- b) By January 2012, 83% of the actions in the National Park Plan were considered to be on track to be delivered. About 7% of the actions within the Park Plan require more work to be delivered by 2012 and 10% will not be delivered by 2012, either because of unforeseen delays, or because they have been superseded by events and are no longer priorities for delivery.






NATIONAL PARK PLAN 4-MONTHLY PROGRESS REPORT 10 FOR INFORMATION

Background

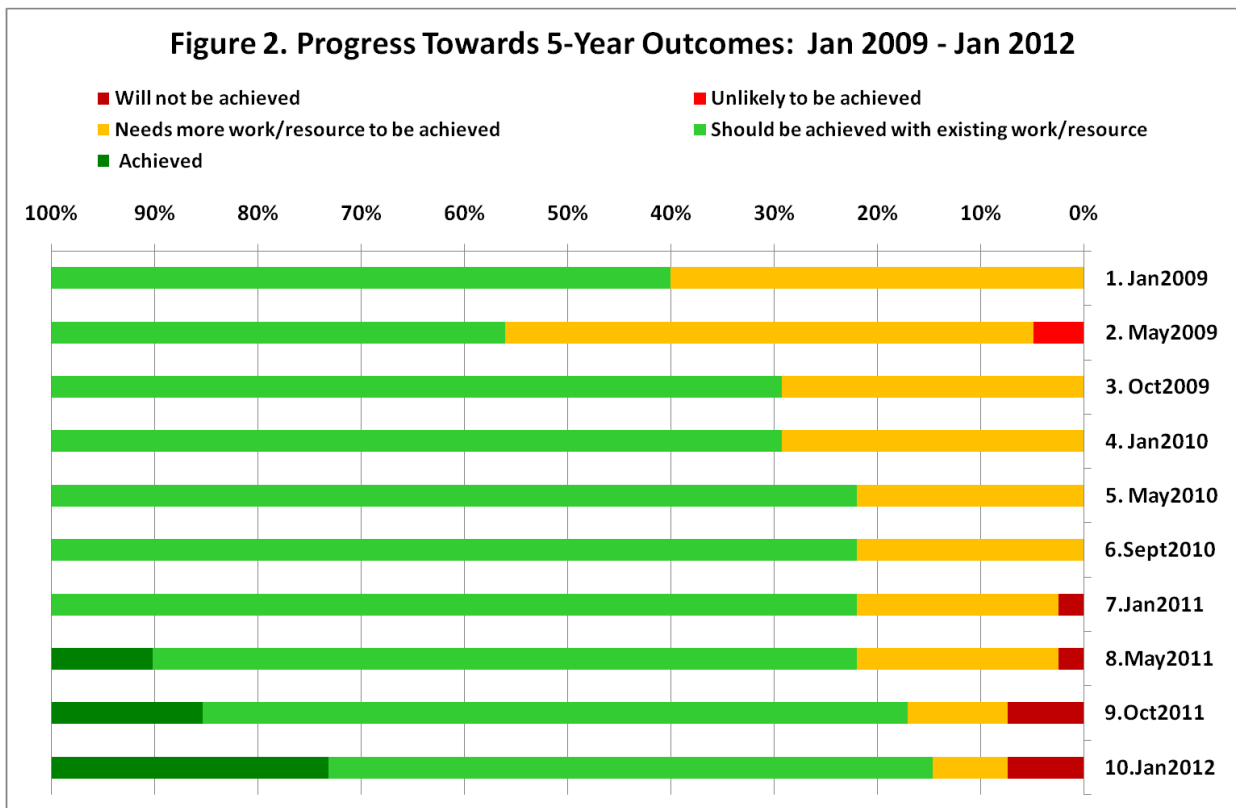
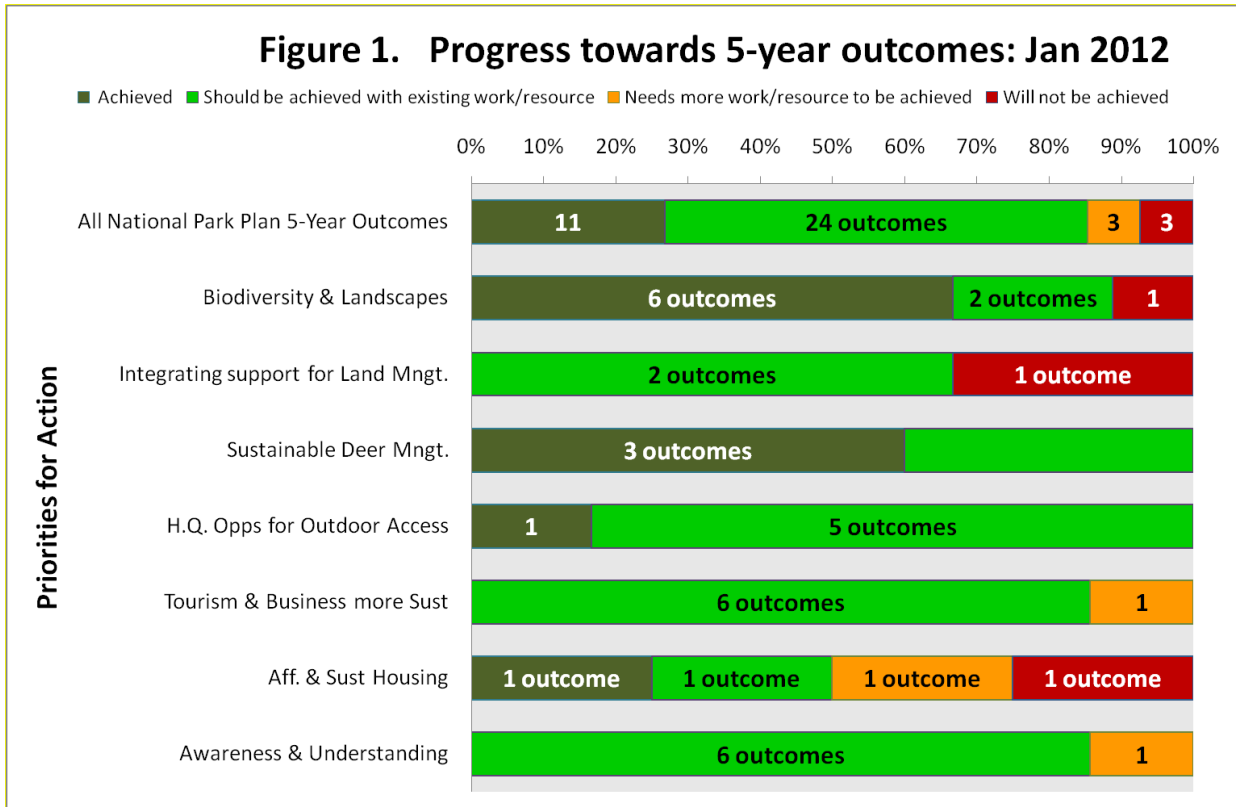
1. This is the tenth 4-monthly report on delivery of the National Park Plan. The last 4-monthly progress update was given to the board on 28 October 2011.

Achievement of Outcomes and Delivery of Actions

2. The assessment of progress towards 5-year outcomes is summarised using 5 classes associated with a specific definition:

	1 Will not be achieved
	2 Unlikely to be achieved
	3 Needs more work/resource to be achieved
	4 Should be achieved with existing work/resource
	5 Achieved

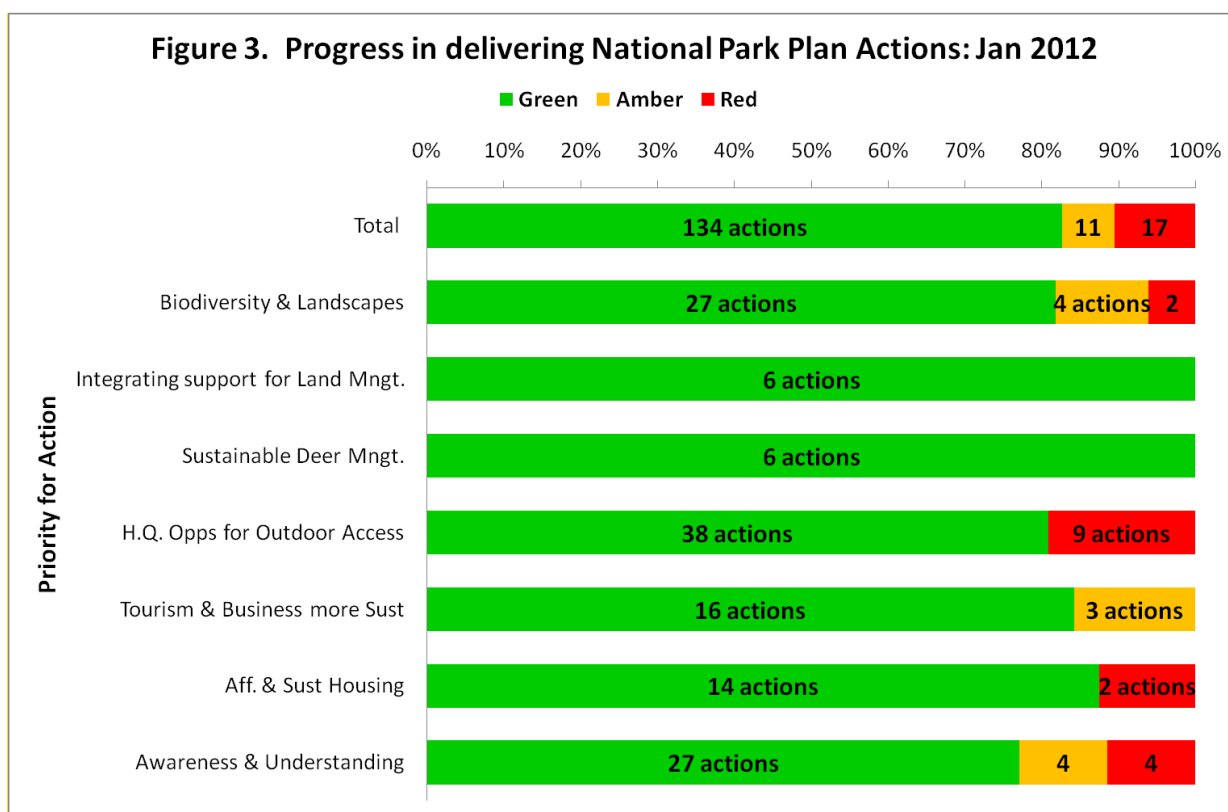
3. The assessment of progress in delivering actions for each priority for action is based on a simpler 'traffic light' system of green-amber-red to provide a simple visual summary where:
 - a) **Green** = Progress towards the outcome or action is on track and there is confidence that the outcome or action will be achieved by, or before 2012;
 - b) **Amber** = There is uncertainty about whether the outcome or action will be achieved, or there may be delays in achieving it.
 - c) **Red** = The outcome or action will not, or is unlikely to be achieved.
4. The assessment is undertaken by the respective CNPA officers managing each Priority for Action. Further detail on the reasoning behind the assessment of individual outcomes is provided in the tables of Annex I.
5. Figures 1 and 3 show the assessment of progress in delivering the National Park Plan's outcomes and actions for each priority for action at October 2011. Figure 2 shows the changes in assessments of progress in delivering the National Park Plan's outcomes from January 2009 to January 2012.
6. The CNPA estimates in Figure 1 that 25% of the 5-year outcomes have been achieved and that nearly 60% more will be achieved during 2012 with existing work and resources. Around 7% of the outcomes are considered to require more work to be achieved and 7% (3 outcomes) will not be achieved.



7. Figure 2 shows the historical changes in monitoring reports since January 2009. It is expected that by the final monitoring update of May 2012, many more outcomes will have been fully achieved. Clearly, many areas of work covered by the five year

outcomes of the first Cairngorms National Park Plan will continue to be important over the life of the second National Park Plan and some will

8. Figure 3 shows that more than 80% of the actions in the Park Plan are considered to be green and on track to be delivered, with 7% considered to be amber and requiring more attention or alternative action. Seventeen actions (11% of the total) will not be completed, either because resources or priorities changed over the period or because they were no longer considered possible or necessary.



Policy Context

9. This paper is concerned with the delivery of the National Park Plan. It is therefore also central to the themes of the CNPA Corporate Plan, and to the ability of the National Park Plan and its delivery partners to deliver the Scottish Government's National Outcomes.

Implications

Financial Implications

10. The National Park Plan has been used by the CNPA and partners to help focus work in the National Park since 2007. Although more work is required to achieve some

outcomes by 2012, the mid-term 'Health Check' in 2009 refocused priorities to 2012. The review of the National Park Plan for the period 2012-2017 provides another opportunity to focus resources.

Presentational Implications

11. There has been clear progress in delivering the National Park Plan since 2007. Overall, a great deal has been delivered and much has been learnt from successes and challenges. The next few months will see the completion of this National Park Plan and final development of its successor for 2012-2017. This is a period of review and transition, with some areas of work being developed further for the next National Park Plan.

Implications for Stakeholders

12. The implications for other organisations, stakeholders and communities are all tied to the partners' ability to deliver the Park Plan's outcomes over the next few months and to their ability to contribute to the next National Park Plan from 2012-2017. In a Scotland with constrained public spending, the next National Park Plan provides an excellent opportunity for partners to be more creative and efficient in delivering Scotland's national outcomes and their own within the National Park.

Next Report

13. The next report on delivery of the current National Park Plan will be in May 2012.

Gavin Miles

20 January 2012

gavinmiles@cairngorms.co.uk