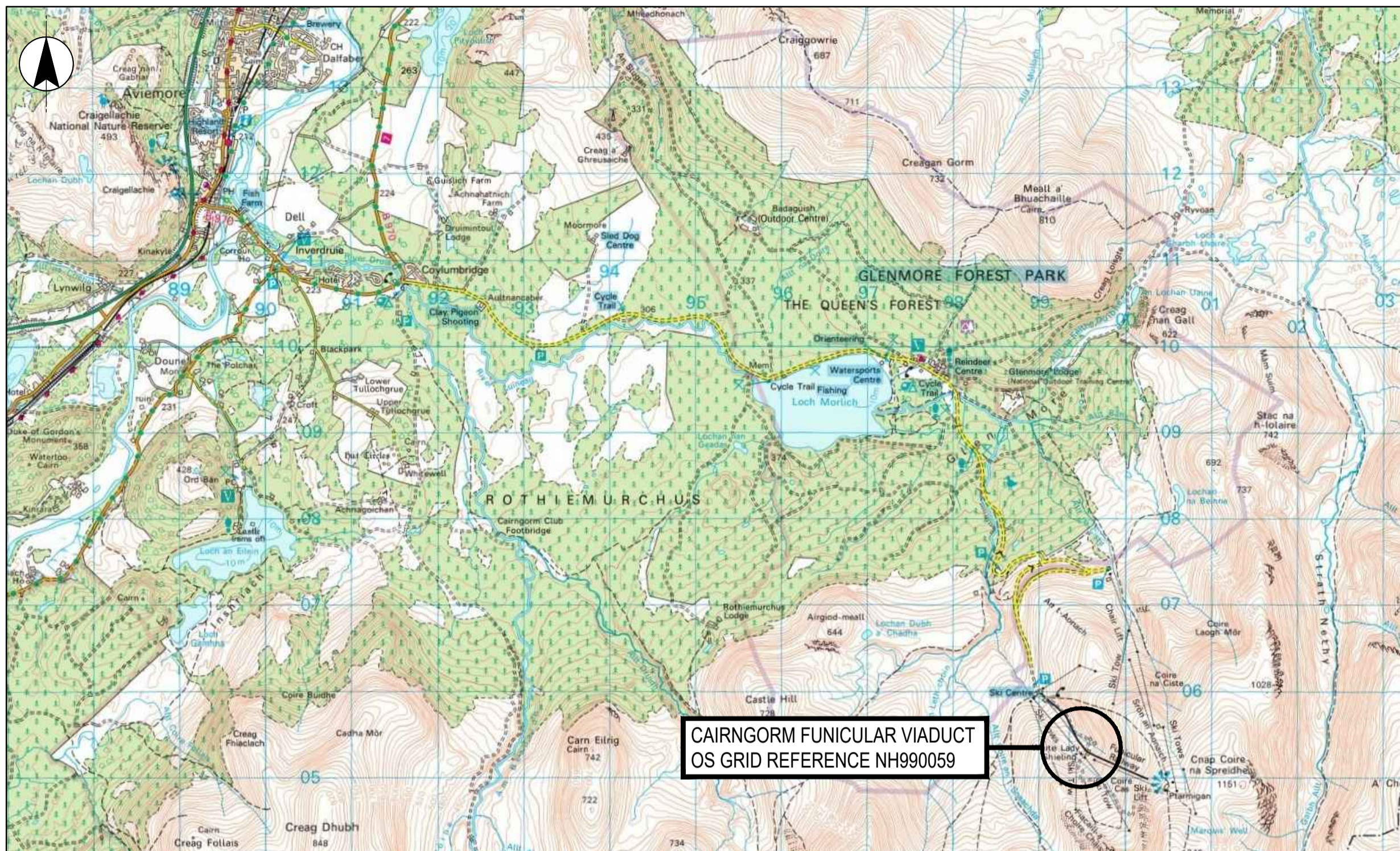


AGENDA ITEM 5

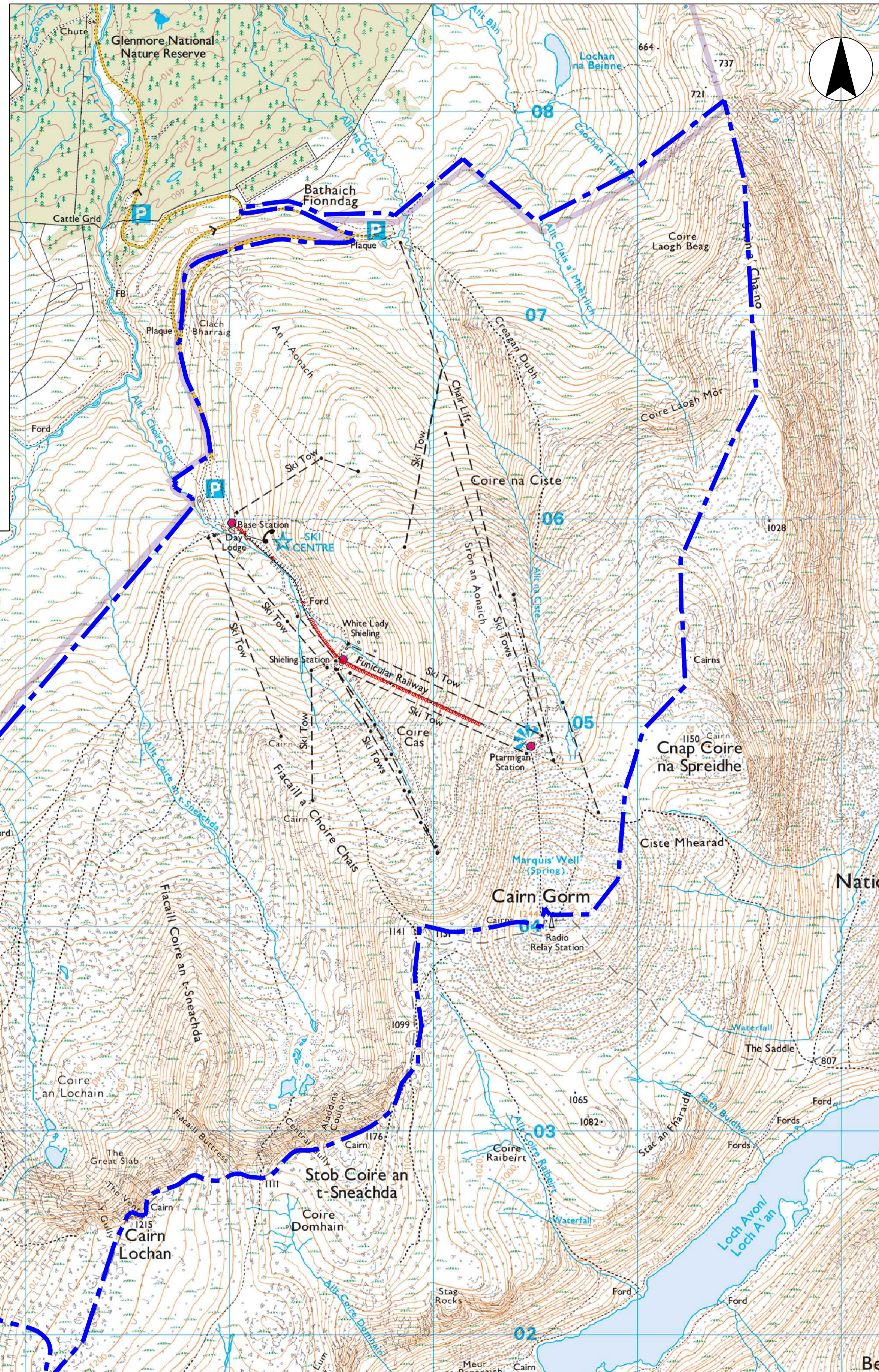
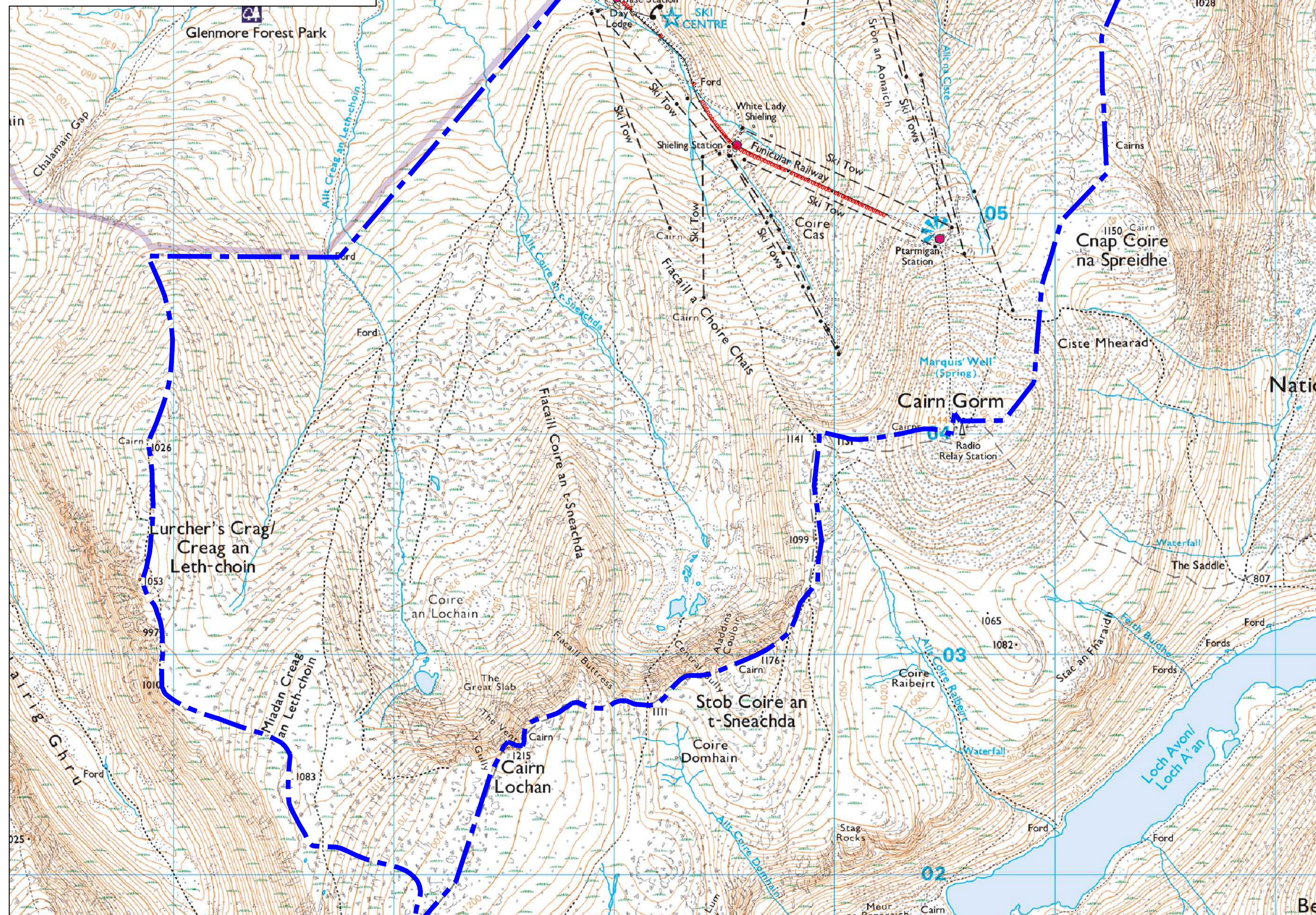
APPENDIX I

2020/0076/DET

PLANS



SITE LOCATION PLAN
SCALE 1:50000



- NOTES
1. ALL DIMENSIONS IN MILLIMETRES AND ALL LEVELS IN METRES UNLESS SHOWN OTHERWISE.
 2. ALL LEVELS ARE IN METRES AND RELATE TO ORDNANCE DATUM UNLESS STATED OTHERWISE.
 3. DO NOT SCALE FROM THIS DRAWING. DO NOT TAKE DIGITAL DIMENSIONS OFF THIS DRAWING. WORK TO FIGURED DIMENSIONS ONLY - IF IN DOUBT ASK.

- REFERENCES
- A132354/CFV/PLN/DWG/900 OVERALL SITE PLAN AND LONGITUDINAL SECTION
 - A132354/CFV/PLN/DWG/901 PLAN AND LONGITUDINAL SECTION SHEET 1 OF 6
 - A132354/CFV/PLN/DWG/902 PLAN AND LONGITUDINAL SECTION SHEET 2 OF 6
 - A132354/CFV/PLN/DWG/903 PLAN AND LONGITUDINAL SECTION SHEET 3 OF 6
 - A132354/CFV/PLN/DWG/904 PLAN AND LONGITUDINAL SECTION SHEET 4 OF 6
 - A132354/CFV/PLN/DWG/905 PLAN AND LONGITUDINAL SECTION SHEET 5 OF 6
 - A132354/CFV/PLN/DWG/906 PLAN AND LONGITUDINAL SECTION SHEET 6 OF 6
 - A132354/CFV/PLN/DWG/910 TYPICAL PROP DETAIL PIER 41 TYPICAL PROP DETAIL
 - A132354/CFV/PLN/DWG/911 TYPICAL PROP DETAIL PIER 46 TYPICAL PROP DETAIL
 - A132354/CFV/PLN/DWG/920 TYPICAL TYPE 2 BEAM STRENGTHENING DETAILS
 - A132354/CFV/PLN/DWG/921 TYPICAL PASSING LOOP BEAM STRENGTHENING DETAILS
 - A132354/CFV/PLN/DWG/922 TYPICAL PASSING LOOP COMBINED BEAM STRENGTHENING DETAILS
 - A132354/CFV/PLN/DWG/923 TYPICAL PASSING LOOP PIER 55 COMBINED STRENGTHENING DETAILS
 - A132354/CFV/PLN/DWG/924 TYPICAL PASSING LOOP PIER 56 COMBINED STRENGTHENING DETAILS
 - A132354/CFV/PLN/DWG/925 TYPICAL PASSING LOOP PIER 55 TYPICAL PROP DETAIL 1
 - A132354/CFV/PLN/DWG/926 TYPICAL PASSING LOOP PIER 56 TYPICAL PROP DETAIL 1
 - A132354/CFV/PLN/DWG/930 PLAN AND LONGITUDINAL SECTION SHOWING BEAM STRENGTHENING WORKS SHEET 1 OF 6
 - A132354/CFV/PLN/DWG/931 PLAN AND LONGITUDINAL SECTION SHOWING BEAM STRENGTHENING WORKS SHEET 2 OF 6
 - A132354/CFV/PLN/DWG/932 PLAN AND LONGITUDINAL SECTION SHOWING BEAM STRENGTHENING WORKS SHEET 3 OF 6
 - A132354/CFV/PLN/DWG/933 PLAN AND LONGITUDINAL SECTION SHOWING BEAM STRENGTHENING WORKS SHEET 4 OF 6
 - A132354/CFV/PLN/DWG/934 PLAN AND LONGITUDINAL SECTION SHOWING BEAM STRENGTHENING WORKS SHEET 5 OF 6
 - A132354/CFV/PLN/DWG/935 PLAN AND LONGITUDINAL SECTION SHOWING BEAM STRENGTHENING WORKS SHEET 6 OF 6

- LEGEND
- APPLICANT OWNERSHIP BOUNDARY
 - PROPOSED AREA OF DEVELOPMENT

TO BE REPRODUCED IN COLOUR

CURRENT VERSION INFORMATION

02. DRONE SURVEY REPLACED WITH OS TILE.

Rev	Revision Description	Drawn	Des'd	Chk'd	App'd	Date
02	PLANNING ISSUE	CHLG	AMCA	ARIN	ARIN	09.03.20
01	PLANNING ISSUE	CHLG	AMCA	ARIN	ARIN	06.03.20

THIS DRAWING IS THE PROPERTY OF COWI UK LIMITED AND MUST NOT BE COPIED OR USED FOR ANY PURPOSE OTHER THAN THAT FOR WHICH IT IS SUPPLIED. © COWI UK LTD

COWI 310 St Vincent Street, 5th Floor
Glasgow, G2 5RG, UK
Tel: +44 141 248 2410 E-Mail: info_@cowi.com

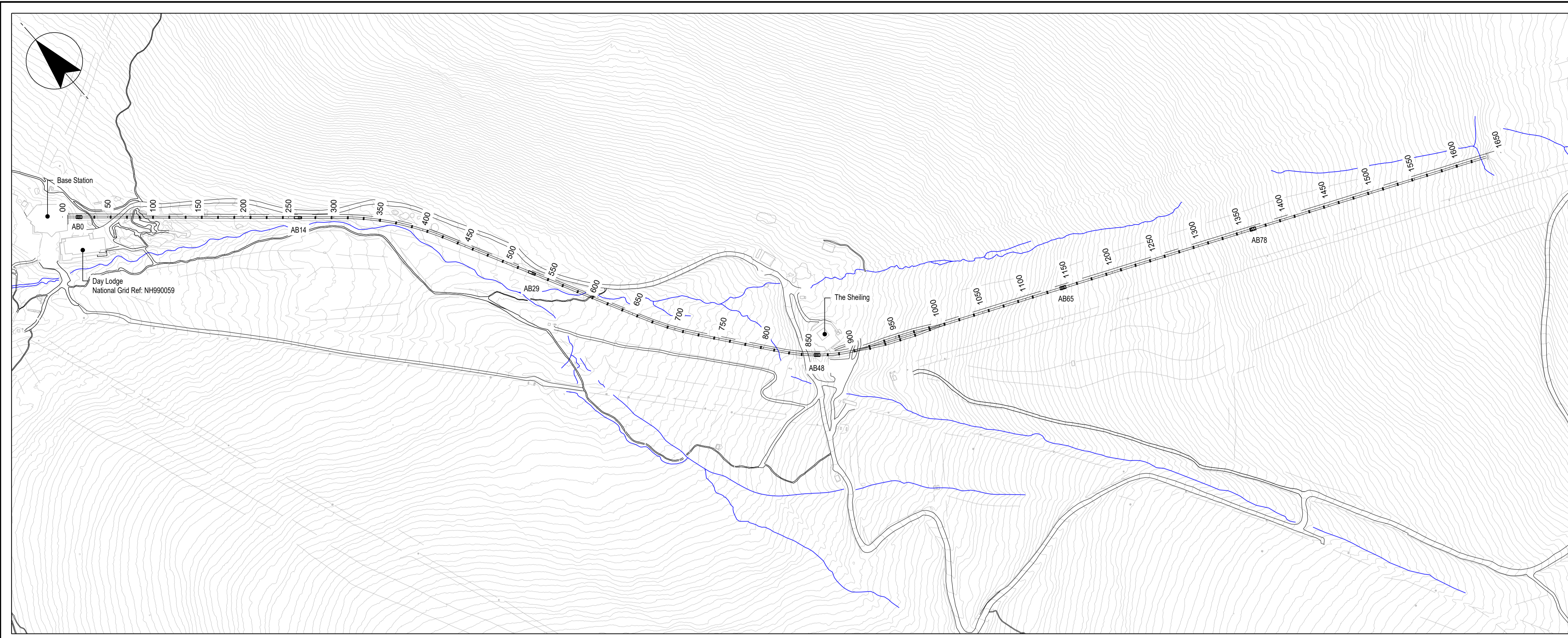
Client: **HIE**
Highlands and Islands Enterprise
Iomairt na Gàidhealtachd 's nan Eilean

Project: CAIRNGORM FUNICULAR VIADUCT
STRENGTHENING

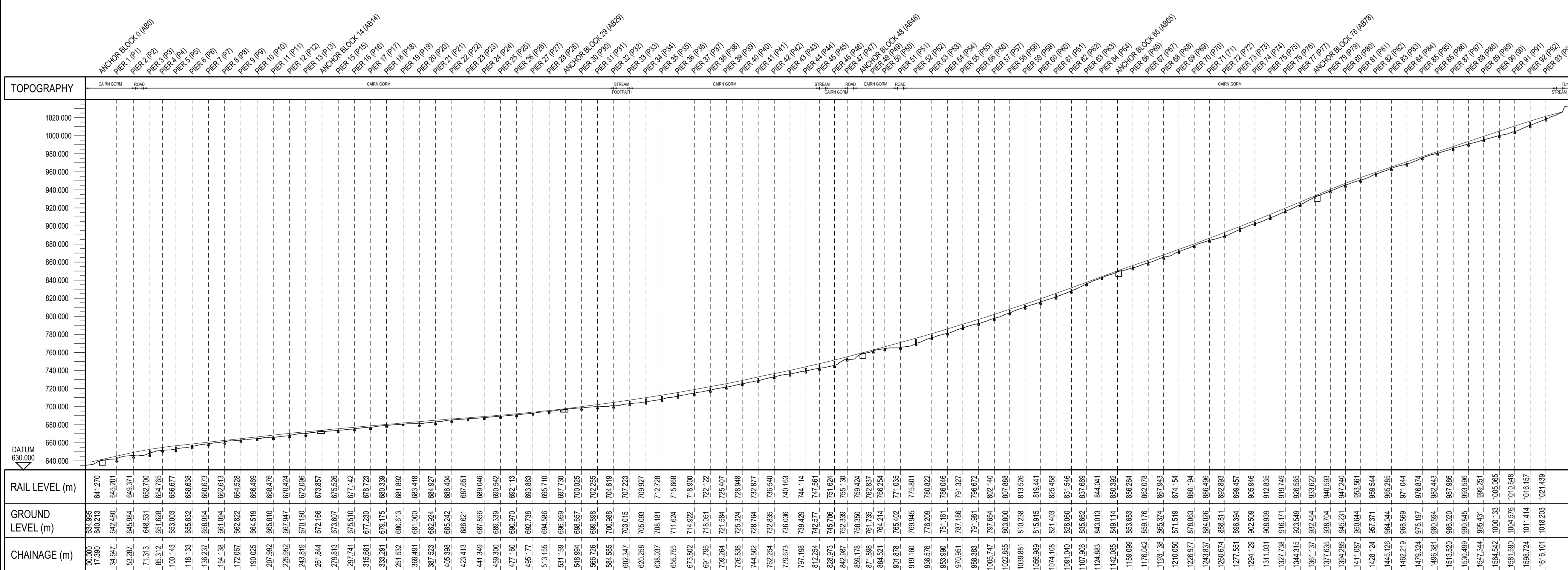
Title: SITE LOCATION PLAN

Drawn by: CHLG	Designed by: AMCA	Checked: ARIN
Date: 06.03.2020	Orig. Sheet Size: A1	Approved: ARIN
Scales: 1:12500	Status: FOR PLANNING	

Drawing No: A132354/CFV/PLN/DWG/800
Revision: 02



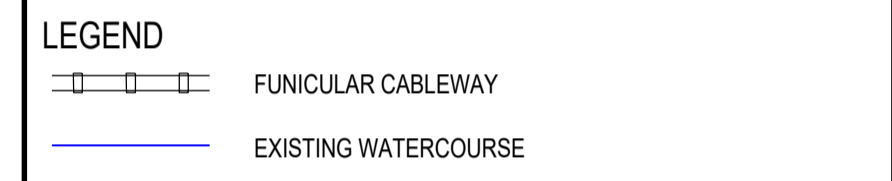
SITE PLAN



LONGITUDINAL SECTION
SCALE HORZ 1:2500, VERT 1:2500

- NOTES**
- ALL DIMENSIONS IN MILLIMETRES AND ALL LEVELS IN METRES UNLESS SHOWN OTHERWISE.
 - ALL LEVELS ARE IN METRES AND RELATE TO ORDNANCE DATUM UNLESS STATED OTHERWISE.
 - DO NOT SCALE FROM THIS DRAWING. DO NOT TAKE DIGITAL DIMENSIONS OFF THIS DRAWING. WORK TO FIGURED DIMENSIONS ONLY - IF IN DOUBT ASK.

- REFERENCES**
- A132354/CFV/PLN/DWG/800 SITE LOCATION PLAN
 - A132354/CFV/PLN/DWG/901 PLAN AND LONGITUDINAL SECTION SHEET 1 OF 6
 - A132354/CFV/PLN/DWG/902 PLAN AND LONGITUDINAL SECTION SHEET 2 OF 6
 - A132354/CFV/PLN/DWG/903 PLAN AND LONGITUDINAL SECTION SHEET 3 OF 6
 - A132354/CFV/PLN/DWG/904 PLAN AND LONGITUDINAL SECTION SHEET 4 OF 6
 - A132354/CFV/PLN/DWG/905 PLAN AND LONGITUDINAL SECTION SHEET 5 OF 6
 - A132354/CFV/PLN/DWG/906 PLAN AND LONGITUDINAL SECTION SHEET 6 OF 6
 - A132354/CFV/PLN/DWG/910 PIER 41 TYPICAL PROP DETAIL
 - A132354/CFV/PLN/DWG/911 PIER 46 TYPICAL PROP DETAIL
 - A132354/CFV/PLN/DWG/920 TYPICAL TYPE 2 BEAM STRENGTHENING DETAILS
 - A132354/CFV/PLN/DWG/921 TYPICAL PASSING LOOP BEAM STRENGTHENING DETAILS
 - A132354/CFV/PLN/DWG/922 TYPICAL PASSING LOOP COMBINED BEAM STRENGTHENING DETAILS
 - A132354/CFV/PLN/DWG/923 TYPICAL PASSING LOOP PIER 55 COMBINED STRENGTHENING DETAILS
 - A132354/CFV/PLN/DWG/924 TYPICAL PASSING LOOP PIER 56 COMBINED STRENGTHENING DETAILS
 - A132354/CFV/PLN/DWG/925 TYPICAL PASSING LOOP PIER 55 TYPICAL PROP DETAIL 1
 - A132354/CFV/PLN/DWG/926 TYPICAL PASSING LOOP PIER 56 TYPICAL PROP DETAIL 1
 - A132354/CFV/PLN/DWG/930 PLAN AND LONGITUDINAL SECTION SHOWING BEAM STRENGTHENING WORKS SHEET 1 OF 6
 - A132354/CFV/PLN/DWG/931 PLAN AND LONGITUDINAL SECTION SHOWING BEAM STRENGTHENING WORKS SHEET 2 OF 6
 - A132354/CFV/PLN/DWG/932 PLAN AND LONGITUDINAL SECTION SHOWING BEAM STRENGTHENING WORKS SHEET 3 OF 6
 - A132354/CFV/PLN/DWG/933 PLAN AND LONGITUDINAL SECTION SHOWING BEAM STRENGTHENING WORKS SHEET 4 OF 6
 - A132354/CFV/PLN/DWG/934 PLAN AND LONGITUDINAL SECTION SHOWING BEAM STRENGTHENING WORKS SHEET 5 OF 6
 - A132354/CFV/PLN/DWG/935 PLAN AND LONGITUDINAL SECTION SHOWING BEAM STRENGTHENING WORKS SHEET 6 OF 6



TO BE REPRODUCED IN COLOUR

CURRENT VERSION INFORMATION

03. FUNICULAR CABLEWAY DISPLAY COLOUR REVISED TO SUIT COMMENTS. ADDITIONAL REFERENCE DRAWINGS ADDED TO LIST.

Rev	Revision Description	Drawn	Des'g	Chk'd	App'd	Date
03	PLANNING ISSUE		DABR/AMCA	ARIN	ARIN	06.03.20
02	PLANNING ISSUE		CHLG/STHW	ARIN	ARIN	17.02.20
01	PLANNING ISSUE		CHLG/STHW	ARIN	ARIN	30.01.20

THIS DRAWING IS THE PROPERTY OF COWI UK LIMITED AND MUST NOT BE COPIED OR USED FOR ANY PURPOSE OTHER THAN THAT FOR WHICH IT IS SUPPLIED. © COWI UK LTD

COWI 310 St Vincent Street, 5th Floor
Glasgow, G2 5RG, UK
Tel: +44 141 249 2410 E-Mail: info_uk@cowi.com

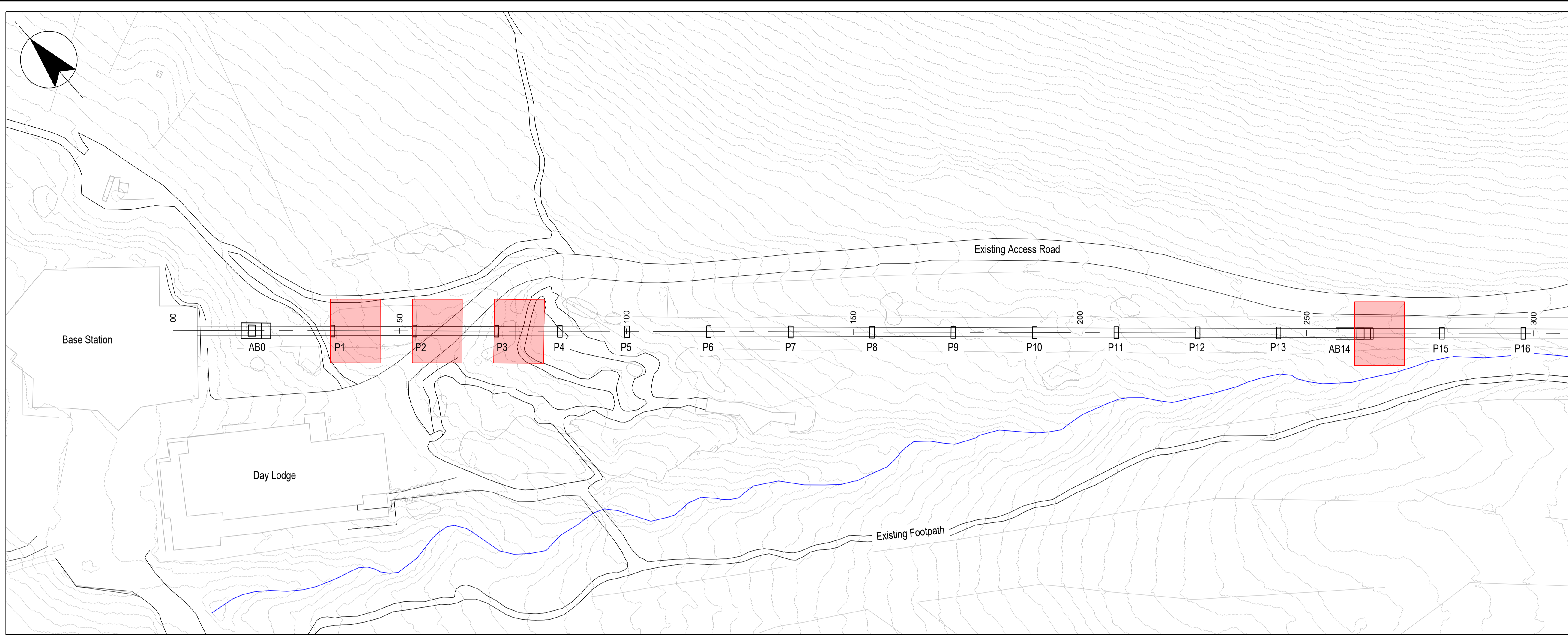
Client: **HIE**
Highlands and Islands Enterprise
Iomairt na Gàidhealtachd 's nan Eilean

Project: **CAIRNGORM FUNICULAR VIADUCT STRENGTHENING**

Title: **OVERALL SITE PLAN AND LONGITUDINAL SECTION**

Drawn by: CHLG	Designed by: STHW	Checked: ARIN
Date: 16.01.2020	Orig. Sheet Size: A1	Approved: ARIN
Scales: 1:2500	Status: FOR PLANNING	

Drawing No: **A132354/CFV/PLN/DWG/900** Revision: **03**

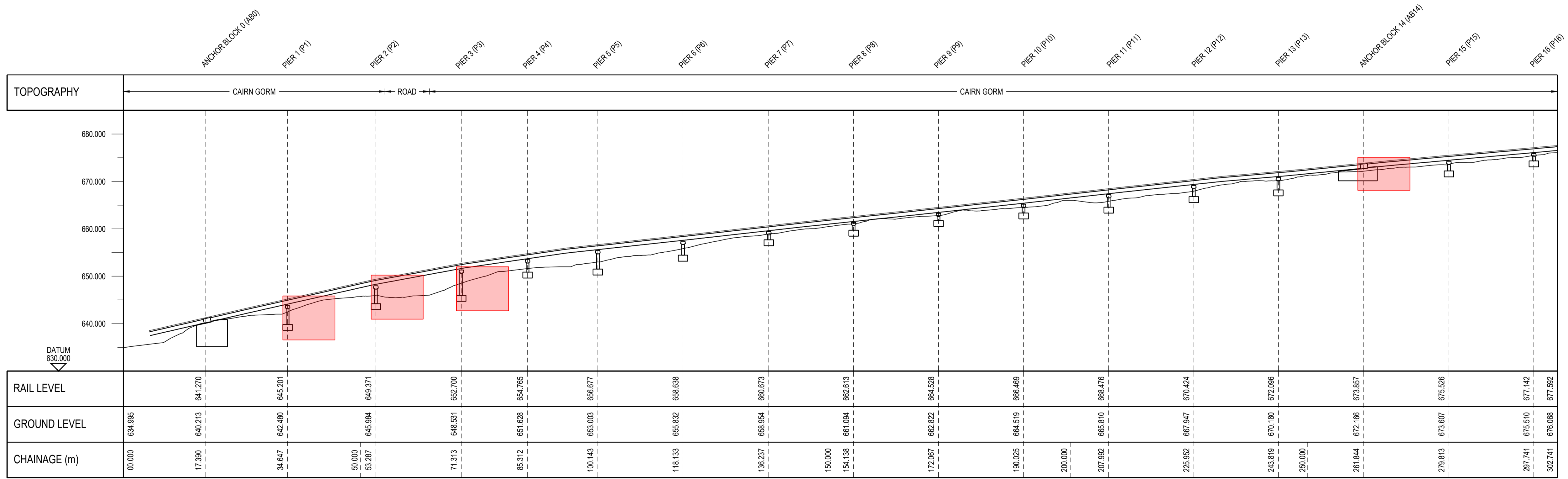


PLAN
ANCHOR BLOCK 0 - PIER 16

- NOTES**
1. ALL DIMENSIONS IN MILLIMETRES AND ALL LEVELS IN METRES UNLESS SHOWN OTHERWISE.
 2. ALL LEVELS ARE IN METRES AND RELATE TO ORDNANCE DATUM UNLESS STATED OTHERWISE.
 3. DO NOT SCALE FROM THIS DRAWING. DO NOT TAKE DIGITAL DIMENSIONS OFF THIS DRAWING. WORK TO FIGURED DIMENSIONS ONLY - IF IN DOUBT ASK.
 4. THE TOTAL PROPOSED DEVELOPMENT AREA AS SHOWN ON DRAWINGS A132354/CFV/PLN/DWG/901 - 906 IS 9768m².

- REFERENCES**
- A132354/CFV/PLN/DWG/800 SITE LOCATION PLAN
 - A132354/CFV/PLN/DWG/900 OVERALL SITE PLAN AND LONGITUDINAL SECTION
 - A132354/CFV/PLN/DWG/902 PLAN AND LONGITUDINAL SECTION SHEET 2 OF 6
 - A132354/CFV/PLN/DWG/903 PLAN AND LONGITUDINAL SECTION SHEET 3 OF 6
 - A132354/CFV/PLN/DWG/904 PLAN AND LONGITUDINAL SECTION SHEET 4 OF 6
 - A132354/CFV/PLN/DWG/905 PLAN AND LONGITUDINAL SECTION SHEET 5 OF 6
 - A132354/CFV/PLN/DWG/906 PLAN AND LONGITUDINAL SECTION SHEET 6 OF 6
 - A132354/CFV/PLN/DWG/910 PIER 41 TYPICAL PROP DETAIL
 - A132354/CFV/PLN/DWG/911 PIER 46 TYPICAL PROP DETAIL
 - A132354/CFV/PLN/DWG/920 TYPICAL TYPE 2 BEAM STRENGTHENING DETAILS
 - A132354/CFV/PLN/DWG/921 TYPICAL PASSING LOOP BEAM STRENGTHENING DETAILS
 - A132354/CFV/PLN/DWG/922 TYPICAL PASSING LOOP COMBINED BEAM STRENGTHENING DETAILS
 - A132354/CFV/PLN/DWG/923 TYPICAL PASSING LOOP PIER 55 COMBINED STRENGTHENING DETAILS
 - A132354/CFV/PLN/DWG/924 TYPICAL PASSING LOOP PIER 56 COMBINED STRENGTHENING DETAILS
 - A132354/CFV/PLN/DWG/925 TYPICAL PASSING LOOP PIER 55 TYPICAL PROP DETAIL 1
 - A132354/CFV/PLN/DWG/926 TYPICAL PASSING LOOP PIER 56 TYPICAL PROP DETAIL 1
 - A132354/CFV/PLN/DWG/930 PLAN AND LONGITUDINAL SECTION SHOWING BEAM STRENGTHENING WORKS SHEET 1 OF 6
 - A132354/CFV/PLN/DWG/931 PLAN AND LONGITUDINAL SECTION SHOWING BEAM STRENGTHENING WORKS SHEET 2 OF 6
 - A132354/CFV/PLN/DWG/932 PLAN AND LONGITUDINAL SECTION SHOWING BEAM STRENGTHENING WORKS SHEET 3 OF 6
 - A132354/CFV/PLN/DWG/933 PLAN AND LONGITUDINAL SECTION SHOWING BEAM STRENGTHENING WORKS SHEET 4 OF 6
 - A132354/CFV/PLN/DWG/934 PLAN AND LONGITUDINAL SECTION SHOWING BEAM STRENGTHENING WORKS SHEET 5 OF 6
 - A132354/CFV/PLN/DWG/935 PLAN AND LONGITUDINAL SECTION SHOWING BEAM STRENGTHENING WORKS SHEET 6 OF 6

- LEGEND**
- FUNICULAR CABLEWAY
 - EXISTING PIER LOCATIONS PLAN / ELEVATION
 - PROPOSED AREA OF DEVELOPMENT (11m x 14m)
 - EXISTING WATERCOURSE



LONGITUDINAL SECTION
ANCHOR BLOCK 0 - PIER 16
SCALE HORZ 1:500, VERT 1:500

CURRENT VERSION INFORMATION

03. FUNICULAR CABLEWAY DISPLAY COLOUR REVISED TO SUIT COMMENTS. DEVELOPMENT AREAS UPDATED AND ADDITIONAL REFERENCE DRAWINGS ADDED TO LIST.

Rev	Revision Description	Drawn	Des'd	Chk'd	App'd	Date	
03	PLANNING ISSUE		DABR	AMCA	ARIN	ARIN	06.03.20
02	PLANNING ISSUE		CHLG	STHW	ARIN	ARIN	17.02.20
01	PLANNING ISSUE		CHLG	STHW	ARIN	ARIN	30.01.20

THIS DRAWING IS THE PROPERTY OF COWI UK LIMITED AND MUST NOT BE COPIED OR USED FOR ANY PURPOSE OTHER THAN THAT FOR WHICH IT IS SUPPLIED. © COWI UK LTD

COWI 310 St Vincent Street, 5th Floor
Glasgow, G2 5RG, UK
Tel: +44 141 249 2410 E-Mail: info@cowi.com

Client: **HIE**
Highlands and Islands Enterprise
Iomairt na Gàidhealtachd 's nan Eilean

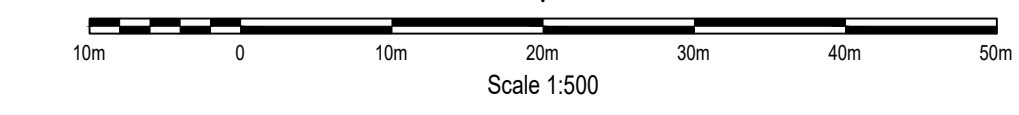
Project: CAIRNGORM FUNICULAR VIADUCT STRENGTHENING

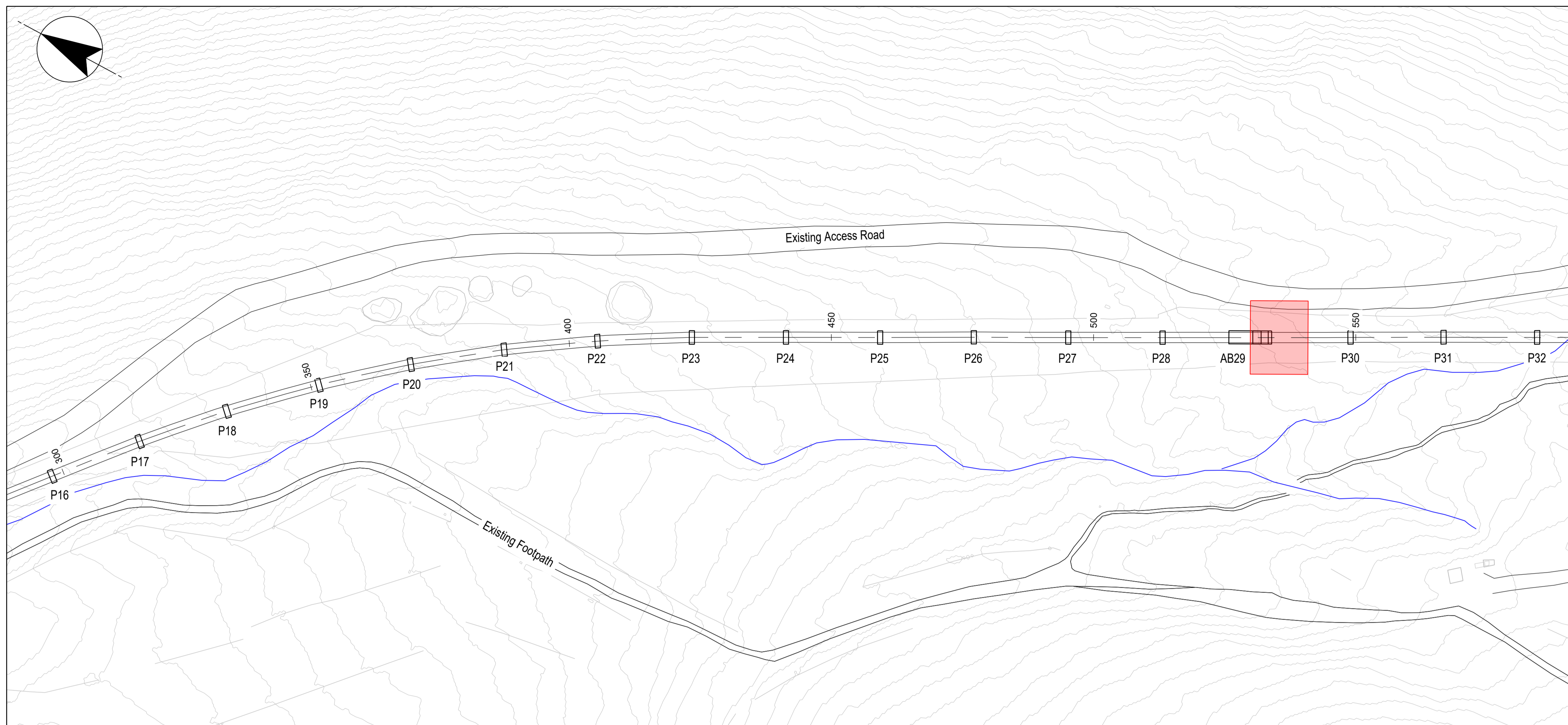
Title: PLAN AND LONGITUDINAL SECTION SHEET 1 OF 6

Drawn by: CHLG	Designed by: STHW	Checked: ARIN
Date: 15.01.2020	Orig. Sheet Size: A1	Approved: ARIN
Scales: 1:500	Status: FOR PLANNING	

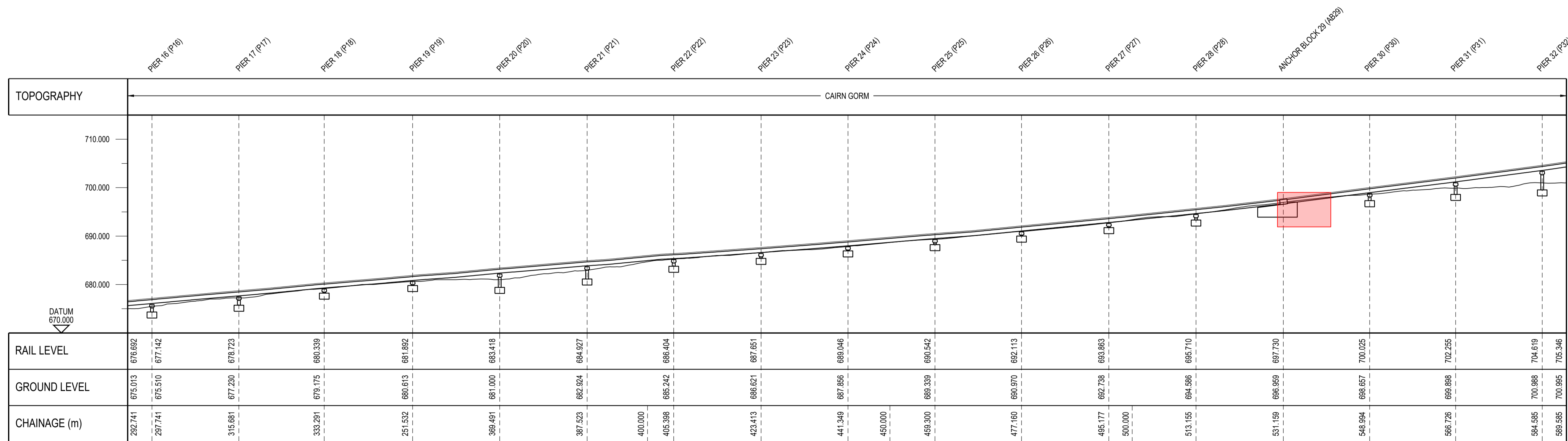
Drawing No: A132354/CFV/PLN/DWG/901 Revision: 03

TO BE REPRODUCED IN COLOUR





PLAN
PIER 16 - PIER 32



LONGITUDINAL SECTION
PIER 16 - PIER 32
SCALE HORZ 1:500, VERT 1:500

NOTES

1. ALL DIMENSIONS IN MILLIMETRES AND ALL LEVELS IN METRES UNLESS SHOWN OTHERWISE.
2. ALL LEVELS ARE IN METRES AND RELATE TO ORDNANCE DATUM UNLESS STATED OTHERWISE.
3. DO NOT SCALE FROM THIS DRAWING. DO NOT TAKE DIGITAL DIMENSIONS OFF THIS DRAWING. WORK TO FIGURED DIMENSIONS ONLY - IF IN DOUBT ASK.
4. THE TOTAL PROPOSED DEVELOPMENT AREA AS SHOWN ON DRAWINGS A132354/CFV/PLN/DWG/901 - 906 IS 9768m².

REFERENCES

- A132354/CFV/PLN/DWG/800 SITE LOCATION PLAN
- A132354/CFV/PLN/DWG/900 OVERALL SITE PLAN AND LONGITUDINAL SECTION
- A132354/CFV/PLN/DWG/901 PLAN AND LONGITUDINAL SECTION SHEET 1 OF 6
- A132354/CFV/PLN/DWG/903 PLAN AND LONGITUDINAL SECTION SHEET 3 OF 6
- A132354/CFV/PLN/DWG/904 PLAN AND LONGITUDINAL SECTION SHEET 4 OF 6
- A132354/CFV/PLN/DWG/905 PLAN AND LONGITUDINAL SECTION SHEET 5 OF 6
- A132354/CFV/PLN/DWG/906 PLAN AND LONGITUDINAL SECTION SHEET 6 OF 6
- A132354/CFV/PLN/DWG/910 PIER 41 TYPICAL PROP DETAIL
- A132354/CFV/PLN/DWG/911 PIER 46 TYPICAL PROP DETAIL
- A132354/CFV/PLN/DWG/920 TYPICAL TYPE 2 BEAM STRENGTHENING DETAILS
- A132354/CFV/PLN/DWG/921 TYPICAL PASSING LOOP BEAM STRENGTHENING DETAILS
- A132354/CFV/PLN/DWG/922 TYPICAL PASSING LOOP COMBINED BEAM STRENGTHENING DETAILS
- A132354/CFV/PLN/DWG/923 TYPICAL PASSING LOOP PIER 55 COMBINED STRENGTHENING DETAILS
- A132354/CFV/PLN/DWG/924 TYPICAL PASSING LOOP PIER 56 COMBINED STRENGTHENING DETAILS
- A132354/CFV/PLN/DWG/925 TYPICAL PASSING LOOP PIER 55 TYPICAL PROP DETAIL 1
- A132354/CFV/PLN/DWG/926 TYPICAL PASSING LOOP PIER 56 TYPICAL PROP DETAIL 1
- A132354/CFV/PLN/DWG/930 PLAN AND LONGITUDINAL SECTION SHOWING BEAM STRENGTHENING WORKS SHEET 1 OF 6
- A132354/CFV/PLN/DWG/931 PLAN AND LONGITUDINAL SECTION SHOWING BEAM STRENGTHENING WORKS SHEET 2 OF 6
- A132354/CFV/PLN/DWG/932 PLAN AND LONGITUDINAL SECTION SHOWING BEAM STRENGTHENING WORKS SHEET 3 OF 6
- A132354/CFV/PLN/DWG/933 PLAN AND LONGITUDINAL SECTION SHOWING BEAM STRENGTHENING WORKS SHEET 4 OF 6
- A132354/CFV/PLN/DWG/934 PLAN AND LONGITUDINAL SECTION SHOWING BEAM STRENGTHENING WORKS SHEET 5 OF 6
- A132354/CFV/PLN/DWG/935 PLAN AND LONGITUDINAL SECTION SHOWING BEAM STRENGTHENING WORKS SHEET 6 OF 6

LEGEND

- □ □ FUNICULAR CABLEWAY
- □ EXISTING PIER LOCATIONS PLAN / ELEVATION
- PROPOSED AREA OF DEVELOPMENT (11m x 14m)
- EXISTING WATERCOURSE

CURRENT VERSION INFORMATION

03. FUNICULAR CABLEWAY DISPLAY COLOUR REVISED TO SUIT COMMENTS. DEVELOPMENT AREAS UPDATED AND ADDITIONAL REFERENCE DRAWINGS ADDED TO LIST.

Rev	Revision Description	Drawn	Des'd	Chk'd	App'd	Date
03	PLANNING ISSUE		DABR/AMCA	ARIN	ARIN	06.03.20
02	PLANNING ISSUE		CHLG/STHW	ARIN	ARIN	17.02.20
01	PLANNING ISSUE		CHLG/STHW	ARIN	ARIN	30.01.20

THIS DRAWING IS THE PROPERTY OF COWI UK LIMITED AND MUST NOT BE COPIED OR USED FOR ANY PURPOSE OTHER THAN THAT FOR WHICH IT IS SUPPLIED. © COWI UK LTD

COWI 310 St Vincent Street, 5th Floor
Glasgow, G2 5RG, UK
Tel: +44 141 249 2410 E-Mail: info_@cowi.com

Client: **HIE**
Highlands and Islands Enterprise
Iomairt na Gàidhealtachd 's nan Eilean

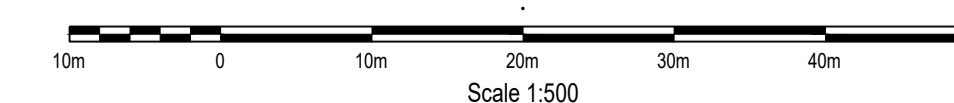
Project: CAIRNGORM FUNICULAR VIADUCT
STRENGTHENING

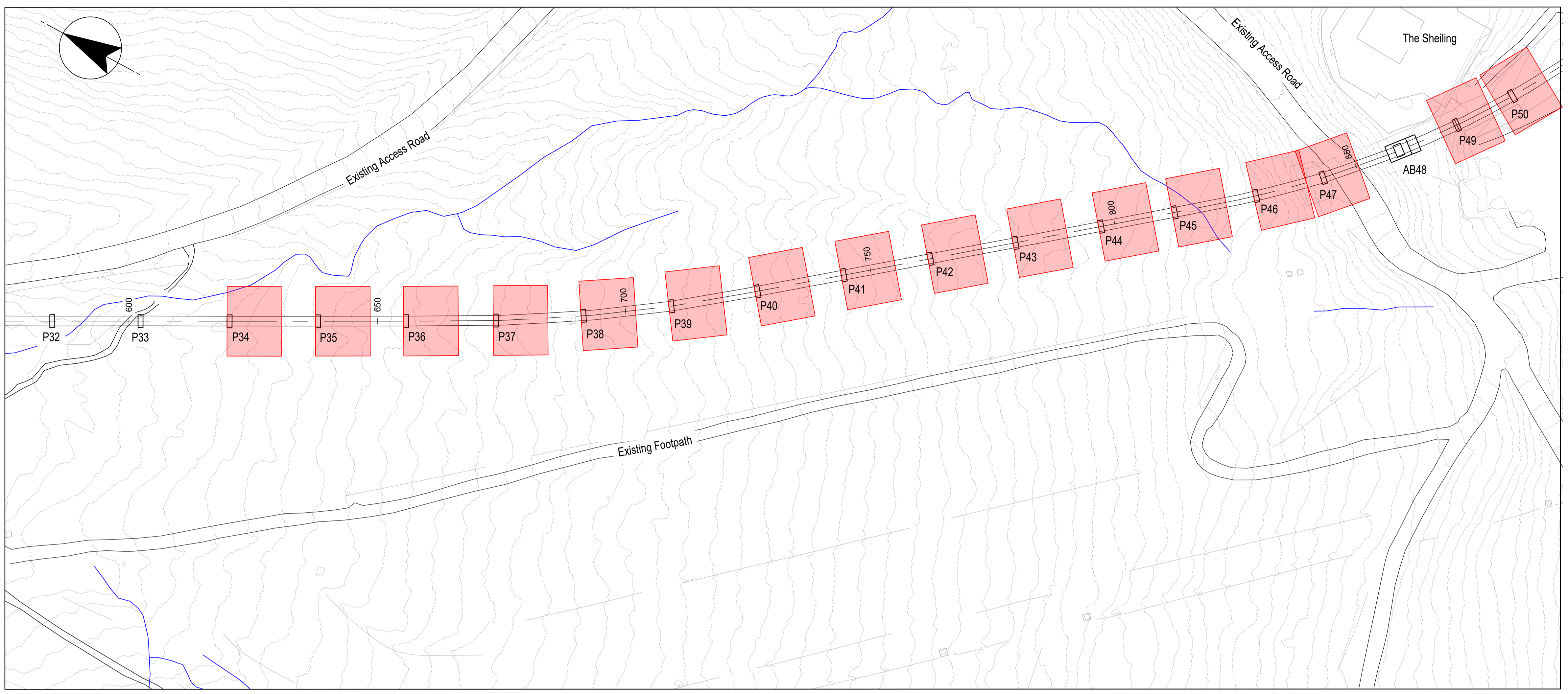
Title: PLAN AND LONGITUDINAL SECTION
SHEET 2 OF 6

Drawn by: CHLG	Designed by: STHW	Checked: ARIN
Date: 15.01.2020	Orig. Sheet Size: A1	Approved: ARIN
Scales: 1:500	Status: FOR PLANNING	

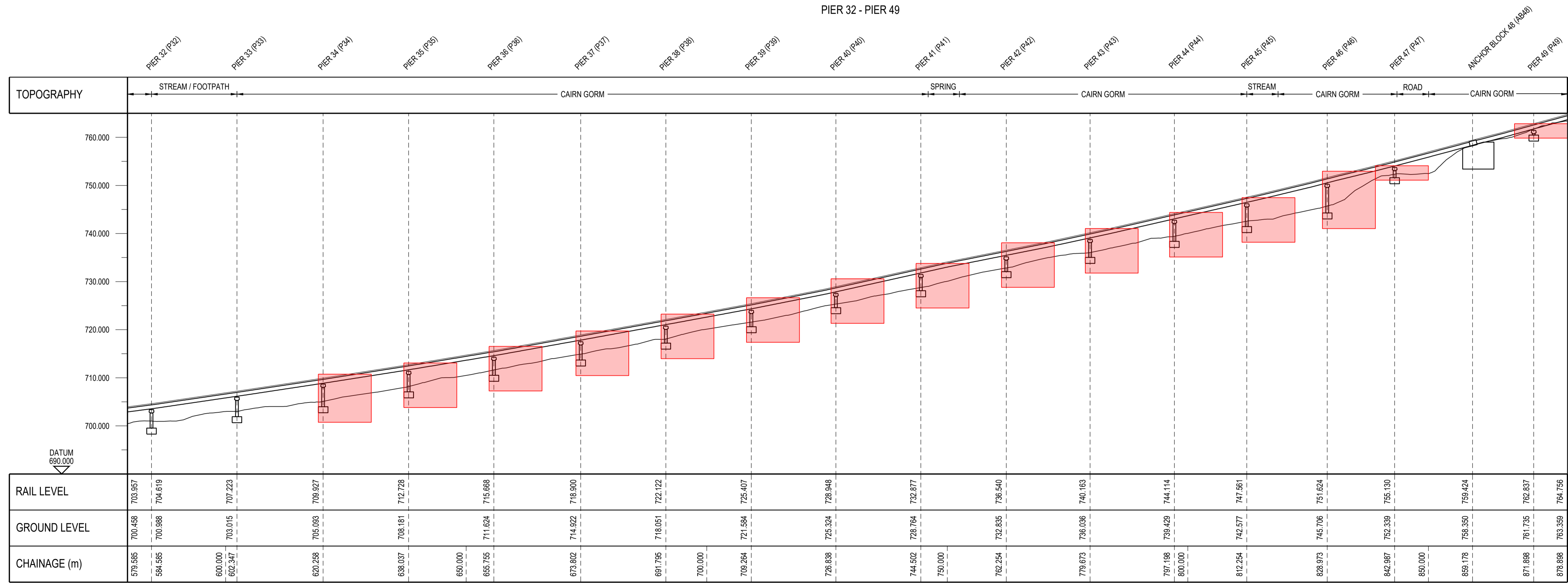
Drawing No: A132354/CFV/PLN/DWG/902 Revision: 03

TO BE REPRODUCED IN COLOUR

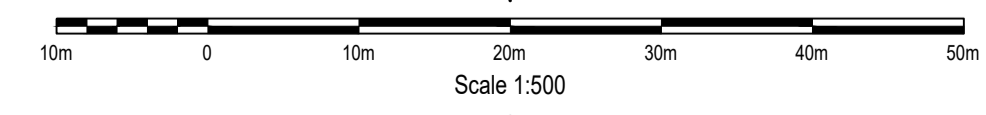




PLAN
PIER 32 - PIER 49



LONGITUDINAL SECTION
PIER 32 - PIER 49
SCALE HORZ 1:500, VERT 1:500



TO BE REPRODUCED IN COLOUR

- NOTES
1. ALL DIMENSIONS IN MILLIMETRES AND ALL LEVELS IN METRES UNLESS SHOWN OTHERWISE.
 2. ALL LEVELS ARE IN METRES AND RELATE TO ORDNANCE DATUM UNLESS STATED OTHERWISE.
 3. DO NOT SCALE FROM THIS DRAWING. WORK TO FIGURED DIMENSIONS ONLY - IF IN DOUBT ASK.
 4. THE TOTAL PROPOSED DEVELOPMENT AREA AS SHOWN ON DRAWINGS A132354/CFV/PLN/DWG/901 - 906 IS 9768m².

- REFERENCES
- A132354/CFV/PLN/DWG/800 SITE LOCATION PLAN
 - A132354/CFV/PLN/DWG/900 OVERALL SITE PLAN AND LONGITUDINAL SECTION
 - A132354/CFV/PLN/DWG/901 PLAN AND LONGITUDINAL SECTION SHEET 1 OF 6
 - A132354/CFV/PLN/DWG/902 PLAN AND LONGITUDINAL SECTION SHEET 2 OF 6
 - A132354/CFV/PLN/DWG/904 PLAN AND LONGITUDINAL SECTION SHEET 4 OF 6
 - A132354/CFV/PLN/DWG/905 PLAN AND LONGITUDINAL SECTION SHEET 5 OF 6
 - A132354/CFV/PLN/DWG/906 PLAN AND LONGITUDINAL SECTION SHEET 6 OF 6
 - A132354/CFV/PLN/DWG/910 PIER 41 TYPICAL PROP DETAIL
 - A132354/CFV/PLN/DWG/911 PIER 46 TYPICAL PROP DETAIL
 - A132354/CFV/PLN/DWG/920 TYPICAL TYPE 2 BEAM STRENGTHENING DETAILS
 - A132354/CFV/PLN/DWG/921 TYPICAL PASSING LOOP BEAM STRENGTHENING DETAILS
 - A132354/CFV/PLN/DWG/922 TYPICAL PASSING LOOP COMBINED BEAM STRENGTHENING DETAILS
 - A132354/CFV/PLN/DWG/923 TYPICAL PASSING LOOP PIER 55 COMBINED STRENGTHENING DETAILS
 - A132354/CFV/PLN/DWG/924 TYPICAL PASSING LOOP PIER 56 COMBINED STRENGTHENING DETAILS
 - A132354/CFV/PLN/DWG/925 TYPICAL PASSING LOOP PIER 55 TYPICAL PROP DETAIL 1
 - A132354/CFV/PLN/DWG/926 TYPICAL PASSING LOOP PIER 56 TYPICAL PROP DETAIL 1
 - A132354/CFV/PLN/DWG/930 PLAN AND LONGITUDINAL SECTION SHOWING BEAM STRENGTHENING WORKS SHEET 1 OF 6
 - A132354/CFV/PLN/DWG/931 PLAN AND LONGITUDINAL SECTION SHOWING BEAM STRENGTHENING WORKS SHEET 2 OF 6
 - A132354/CFV/PLN/DWG/932 PLAN AND LONGITUDINAL SECTION SHOWING BEAM STRENGTHENING WORKS SHEET 3 OF 6
 - A132354/CFV/PLN/DWG/933 PLAN AND LONGITUDINAL SECTION SHOWING BEAM STRENGTHENING WORKS SHEET 4 OF 6
 - A132354/CFV/PLN/DWG/934 PLAN AND LONGITUDINAL SECTION SHOWING BEAM STRENGTHENING WORKS SHEET 5 OF 6
 - A132354/CFV/PLN/DWG/935 PLAN AND LONGITUDINAL SECTION SHOWING BEAM STRENGTHENING WORKS SHEET 6 OF 6

- LEGEND
- FUNICULAR CABLEWAY
 - EXISTING PIER LOCATIONS PLAN / ELEVATION
 - PROPOSED AREA OF DEVELOPMENT (11m x 14m)
 - EXISTING WATERCOURSE

CURRENT VERSION INFORMATION

03. FUNICULAR CABLEWAY DISPLAY COLOUR REVISED TO SUIT COMMENTS. DEVELOPMENT AREAS UPDATED AND ADDITIONAL REFERENCE DRAWINGS ADDED TO LIST.

Rev	Revision Description	Drawn	Des'g	Chk'd	App'd	Date
03	PLANNING ISSUE		DABR/AMCA	ARIN	ARIN	06.03.20
02	PLANNING ISSUE		CHLG/STHW	ARIN	ARIN	17.02.20
01	PLANNING ISSUE		CHLG/STHW	ARIN	ARIN	30.01.20

THIS DRAWING IS THE PROPERTY OF COWI UK LIMITED AND MUST NOT BE COPIED OR USED FOR ANY PURPOSE OTHER THAN THAT FOR WHICH IT IS SUPPLIED. © COWI UK LTD

COWI 310 St Vincent Street, 5th Floor
Glasgow, G2 5RG, UK
Tel: +44 141 249 2410 E-Mail: info@cowi.com

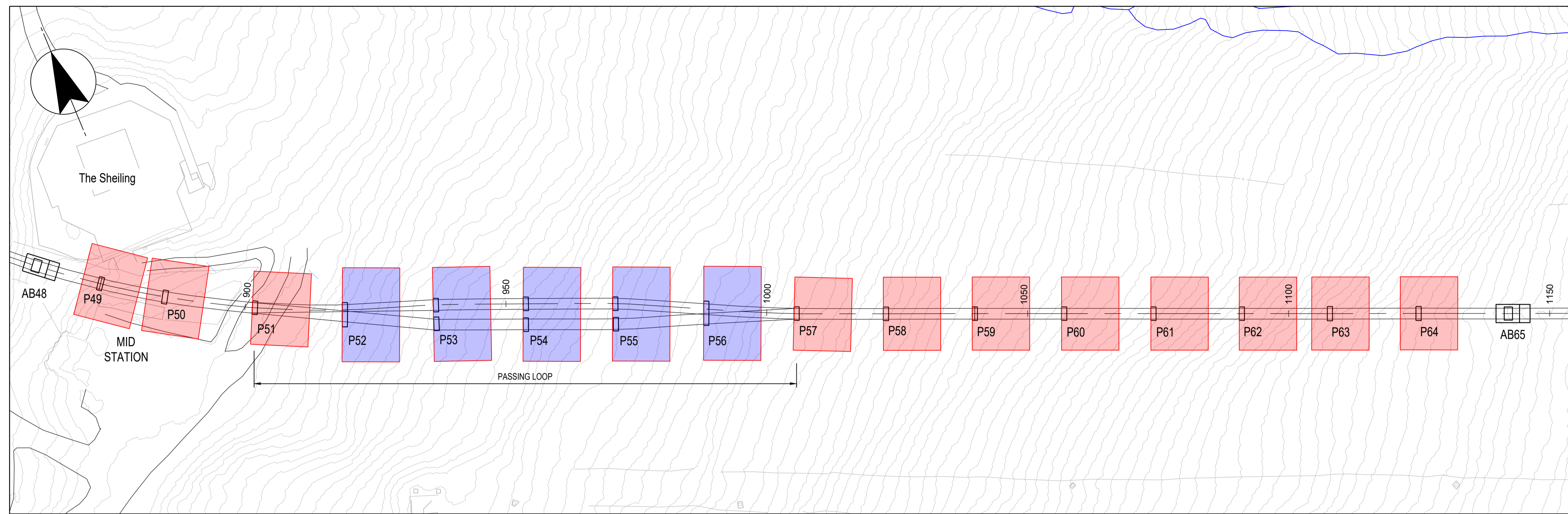
Client: **HIE**
Highlands and Islands Enterprise
Iomairt na Gàidhealtachd 's nan Eilean

Project: CAIRNGORM FUNICULAR VIADUCT STRENGTHENING

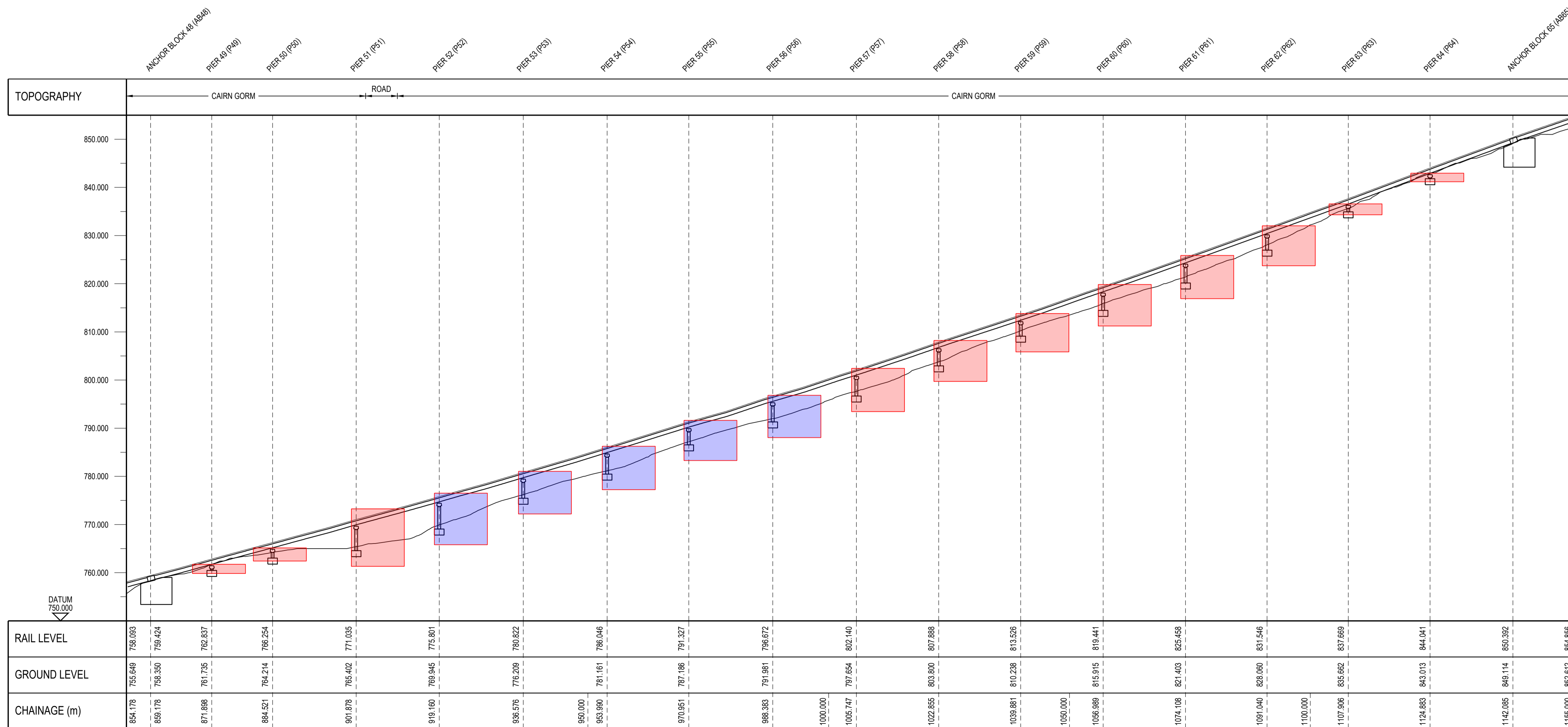
Title: PLAN AND LONGITUDINAL SECTION SHEET 3 OF 6

Drawn by: CHLG	Designed by: STHW	Checked: ARIN
Date: 15.01.2020	Orig. Sheet Size: A1	Approved: ARIN
Scales: 1:500	Status: FOR PLANNING	

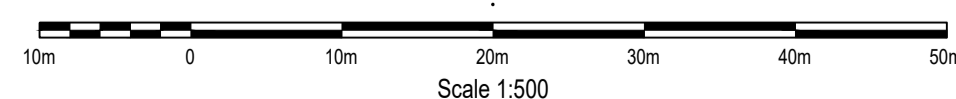
Drawing No: A132354/CFV/PLN/DWG/903 Revision: 03



PLAN
ANCHOR BLOCK 48 - ANCHOR BLOCK 65



LONGITUDINAL SECTION
ANCHOR BLOCK 48 - ANCHOR BLOCK 65
SCALE HORZ 1:500, VERT 1:500



TO BE REPRODUCED IN COLOUR

- NOTES
1. ALL DIMENSIONS IN MILLIMETRES AND ALL LEVELS IN METRES UNLESS SHOWN OTHERWISE.
 2. ALL LEVELS ARE IN METRES AND RELATE TO ORDNANCE DATUM UNLESS STATED OTHERWISE.
 3. DO NOT SCALE FROM THIS DRAWING. WORK TO FIGURED DIMENSIONS ONLY - IF IN DOUBT ASK.
 4. THE TOTAL PROPOSED DEVELOPMENT AREA AS SHOWN ON DRAWINGS A132354/CFV/PLN/DWG/901 - 906 IS 9768m².

- REFERENCES
- A132354/CFV/PLN/DWG/800 SITE LOCATION PLAN
 - A132354/CFV/PLN/DWG/900 OVERALL SITE PLAN AND LONGITUDINAL SECTION
 - A132354/CFV/PLN/DWG/901 PLAN AND LONGITUDINAL SECTION SHEET 1 OF 6
 - A132354/CFV/PLN/DWG/902 PLAN AND LONGITUDINAL SECTION SHEET 2 OF 6
 - A132354/CFV/PLN/DWG/903 PLAN AND LONGITUDINAL SECTION SHEET 3 OF 6
 - A132354/CFV/PLN/DWG/905 PLAN AND LONGITUDINAL SECTION SHEET 5 OF 6
 - A132354/CFV/PLN/DWG/906 PLAN AND LONGITUDINAL SECTION SHEET 6 OF 6
 - A132354/CFV/PLN/DWG/910 PIER 41 TYPICAL PROP DETAIL
 - A132354/CFV/PLN/DWG/911 PIER 46 TYPICAL PROP DETAIL
 - A132354/CFV/PLN/DWG/920 TYPICAL TYPE 2 BEAM STRENGTHENING DETAILS
 - A132354/CFV/PLN/DWG/921 TYPICAL PASSING LOOP BEAM STRENGTHENING DETAILS
 - A132354/CFV/PLN/DWG/922 TYPICAL PASSING LOOP COMBINED BEAM STRENGTHENING DETAILS
 - A132354/CFV/PLN/DWG/923 TYPICAL PASSING LOOP PIER 55 COMBINED STRENGTHENING DETAILS
 - A132354/CFV/PLN/DWG/924 TYPICAL PASSING LOOP PIER 56 COMBINED STRENGTHENING DETAILS
 - A132354/CFV/PLN/DWG/925 TYPICAL PASSING LOOP PIER 55 TYPICAL PROP DETAIL 1
 - A132354/CFV/PLN/DWG/926 TYPICAL PASSING LOOP PIER 56 TYPICAL PROP DETAIL 1
 - A132354/CFV/PLN/DWG/930 PLAN AND LONGITUDINAL SECTION SHOWING BEAM STRENGTHENING WORKS SHEET 1 OF 6
 - A132354/CFV/PLN/DWG/931 PLAN AND LONGITUDINAL SECTION SHOWING BEAM STRENGTHENING WORKS SHEET 2 OF 6
 - A132354/CFV/PLN/DWG/932 PLAN AND LONGITUDINAL SECTION SHOWING BEAM STRENGTHENING WORKS SHEET 3 OF 6
 - A132354/CFV/PLN/DWG/933 PLAN AND LONGITUDINAL SECTION SHOWING BEAM STRENGTHENING WORKS SHEET 4 OF 6
 - A132354/CFV/PLN/DWG/934 PLAN AND LONGITUDINAL SECTION SHOWING BEAM STRENGTHENING WORKS SHEET 5 OF 6
 - A132354/CFV/PLN/DWG/935 PLAN AND LONGITUDINAL SECTION SHOWING BEAM STRENGTHENING WORKS SHEET 6 OF 6

- LEGEND
- FUNICULAR CABLEWAY
 - EXISTING PIER LOCATIONS PLAN / ELEVATION
 - PROPOSED AREA OF DEVELOPMENT (11m x 14m)
 - PROPOSED AREA OF DEVELOPMENT (11m x 18m)
 - EXISTING WATERCOURSE

CURRENT VERSION INFORMATION

03. FUNICULAR CABLEWAY DISPLAY COLOUR REVISED TO SUIT COMMENTS. DEVELOPMENT AREAS UPDATED AND ADDITIONAL REFERENCE DRAWINGS ADDED TO LIST.

Rev	Revision Description	Drawn	Des'g	CHK'd	App'd	Date
03	PLANNING ISSUE		DABR/AMCA	ARIN	ARIN	06.03.20
02	PLANNING ISSUE		CHLG/STHW	ARIN	ARIN	17.02.20
01	PLANNING ISSUE		CHLG/STHW	ARIN	ARIN	30.01.20

THIS DRAWING IS THE PROPERTY OF COWI UK LIMITED AND MUST NOT BE COPIED OR USED FOR ANY PURPOSE OTHER THAN THAT FOR WHICH IT IS SUPPLIED. © COWI UK LTD

COWI 310 St Vincent Street, 5th Floor
Glasgow, G2 5RG, UK
Tel: +44 141 249 2410 E-Mail: info@cowi.com

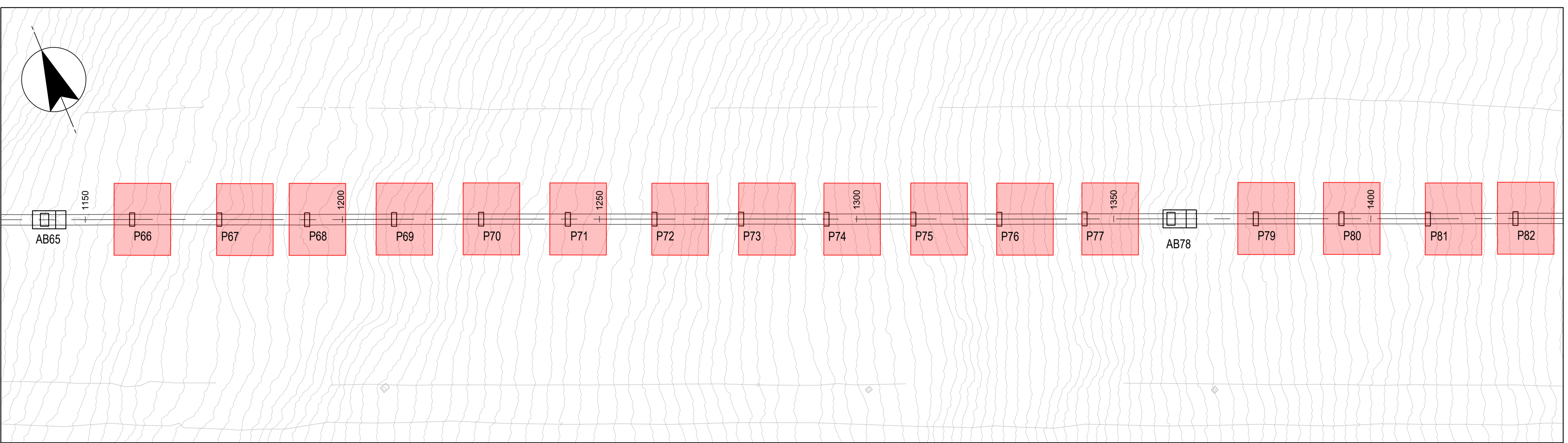
Client: **HIE**
Highlands and Islands Enterprise
Iomairt na Gàidhealtachd 's nan Eilean

Project: CAIRNGORM FUNICULAR VIADUCT STRENGTHENING

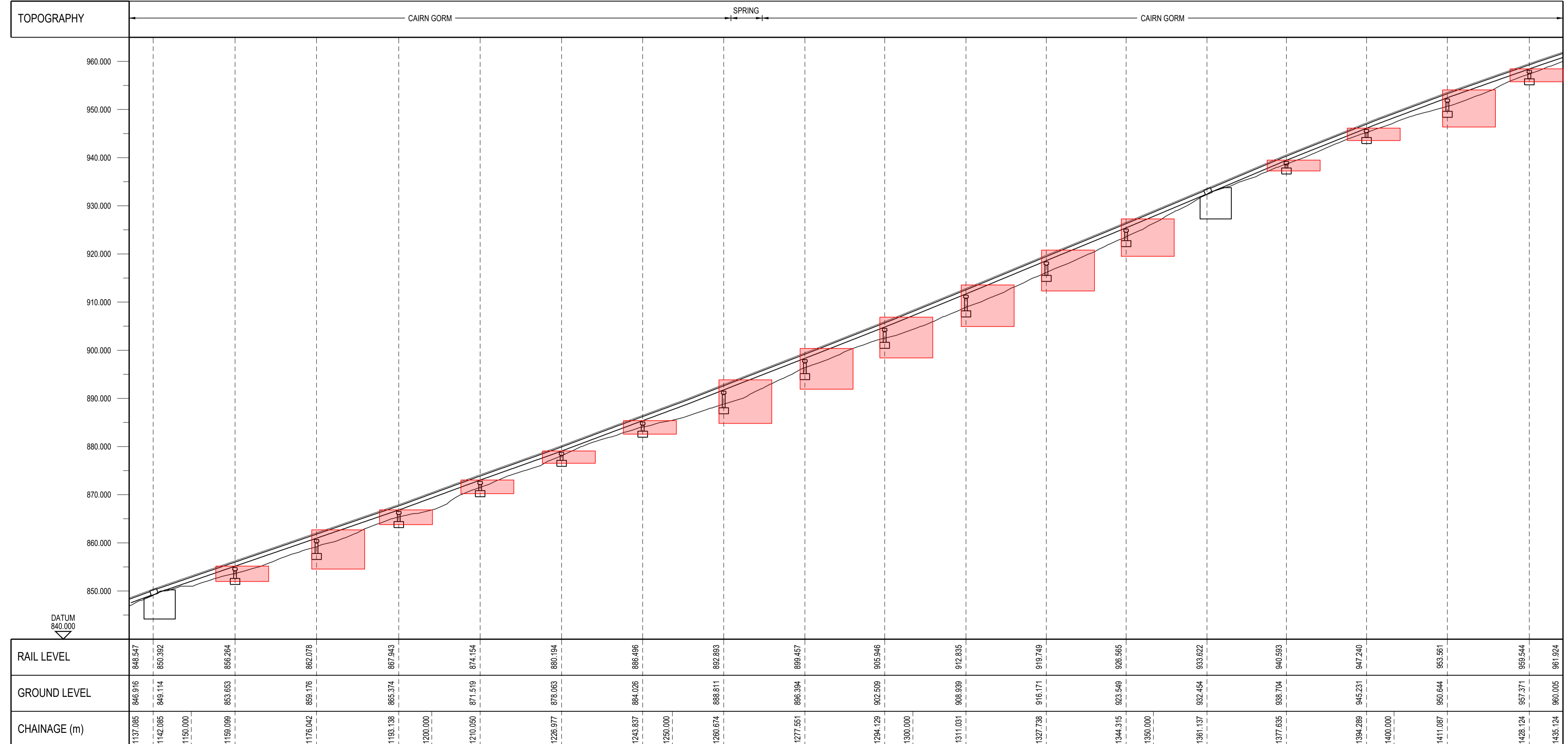
Title: PLAN AND LONGITUDINAL SECTION SHEET 4 OF 6

Drawn by: CHLG	Designed by: STHW	Checked: ARIN
Date: 15.01.2020	Orig. Sheet Size: A1	Approved: ARIN
Scales: 1:500	Status: FOR PLANNING	

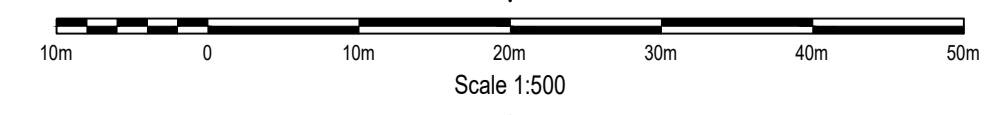
Drawing No: A132354/CFV/PLN/DWG/904 Revision: 03



PLAN
ANCHOR BLOCK 65 - PIER 82



LONGITUDINAL SECTION
ANCHOR BLOCK 65 - PIER 82
SCALE HORZ 1:500, VERT 1:500



TO BE REPRODUCED IN COLOUR

- NOTES
- ALL DIMENSIONS IN MILLIMETRES AND ALL LEVELS IN METRES UNLESS SHOWN OTHERWISE.
 - ALL LEVELS ARE IN METRES AND RELATE TO ORDNANCE DATUM UNLESS STATED OTHERWISE.
 - DO NOT SCALE FROM THIS DRAWING. DO NOT TAKE DIGITAL DIMENSIONS OFF THIS DRAWING. WORK TO FIGURED DIMENSIONS ONLY - IF IN DOUBT ASK.
 - THE TOTAL PROPOSED DEVELOPMENT AREA AS SHOWN ON DRAWINGS A132354/CFV/PLN/DWG/901 - 906 IS 9768m².

- REFERENCES
- A132354/CFV/PLN/DWG/800 SITE LOCATION PLAN
 - A132354/CFV/PLN/DWG/900 OVERALL SITE PLAN AND LONGITUDINAL SECTION
 - A132354/CFV/PLN/DWG/901 PLAN AND LONGITUDINAL SECTION SHEET 1 OF 6
 - A132354/CFV/PLN/DWG/902 PLAN AND LONGITUDINAL SECTION SHEET 2 OF 6
 - A132354/CFV/PLN/DWG/903 PLAN AND LONGITUDINAL SECTION SHEET 3 OF 6
 - A132354/CFV/PLN/DWG/904 PLAN AND LONGITUDINAL SECTION SHEET 4 OF 6
 - A132354/CFV/PLN/DWG/906 PLAN AND LONGITUDINAL SECTION SHEET 6 OF 6
 - A132354/CFV/PLN/DWG/910 PIER 41 TYPICAL PROP DETAIL
 - A132354/CFV/PLN/DWG/911 TYPICAL TYPE 2 BEAM STRENGTHENING DETAILS
 - A132354/CFV/PLN/DWG/920 TYPICAL PASSING LOOP BEAM STRENGTHENING DETAILS
 - A132354/CFV/PLN/DWG/921 TYPICAL PASSING LOOP BEAM STRENGTHENING DETAILS
 - A132354/CFV/PLN/DWG/922 TYPICAL PASSING LOOP COMBINED BEAM STRENGTHENING DETAILS
 - A132354/CFV/PLN/DWG/923 TYPICAL PASSING LOOP PIER 55 COMBINED STRENGTHENING DETAILS
 - A132354/CFV/PLN/DWG/924 TYPICAL PASSING LOOP PIER 56 COMBINED STRENGTHENING DETAILS
 - A132354/CFV/PLN/DWG/925 TYPICAL PASSING LOOP PIER 55 TYPICAL PROP DETAIL 1
 - A132354/CFV/PLN/DWG/926 TYPICAL PASSING LOOP PIER 56 TYPICAL PROP DETAIL 1
 - A132354/CFV/PLN/DWG/930 PLAN AND LONGITUDINAL SECTION SHOWING BEAM STRENGTHENING WORKS SHEET 1 OF 6
 - A132354/CFV/PLN/DWG/931 PLAN AND LONGITUDINAL SECTION SHOWING BEAM STRENGTHENING WORKS SHEET 2 OF 6
 - A132354/CFV/PLN/DWG/932 PLAN AND LONGITUDINAL SECTION SHOWING BEAM STRENGTHENING WORKS SHEET 3 OF 6
 - A132354/CFV/PLN/DWG/933 PLAN AND LONGITUDINAL SECTION SHOWING BEAM STRENGTHENING WORKS SHEET 4 OF 6
 - A132354/CFV/PLN/DWG/934 PLAN AND LONGITUDINAL SECTION SHOWING BEAM STRENGTHENING WORKS SHEET 5 OF 6
 - A132354/CFV/PLN/DWG/935 PLAN AND LONGITUDINAL SECTION SHOWING BEAM STRENGTHENING WORKS SHEET 6 OF 6

- LEGEND
- FUNICULAR CABLEWAY
 - EXISTING PIER LOCATIONS PLAN / ELEVATION
 - PROPOSED AREA OF DEVELOPMENT (11m x 14m)
 - EXISTING WATERCOURSE

CURRENT VERSION INFORMATION

03. FUNICULAR CABLEWAY DISPLAY COLOUR REVISED TO SUIT COMMENTS. DEVELOPMENT AREAS UPDATED AND ADDITIONAL REFERENCE DRAWINGS ADDED TO LIST.

Rev	Revision Description	Drawn	Des'g	Chk'd	App'd	Date
03	PLANNING ISSUE		DABR/AMCA	ARIN	ARIN	06.03.20
02	PLANNING ISSUE		CHLG/STHW	ARIN	ARIN	17.02.20
01	PLANNING ISSUE		CHLG/STHW	ARIN	ARIN	30.01.20

THIS DRAWING IS THE PROPERTY OF COWI UK LIMITED AND MUST NOT BE COPIED OR USED FOR ANY PURPOSE OTHER THAN THAT FOR WHICH IT IS SUPPLIED. © COWI UK LTD

COWI 310 St Vincent Street, 5th Floor
Glasgow, G2 5RG, UK
Tel: +44 141 249 2410 E-Mail: info_@cowi.com

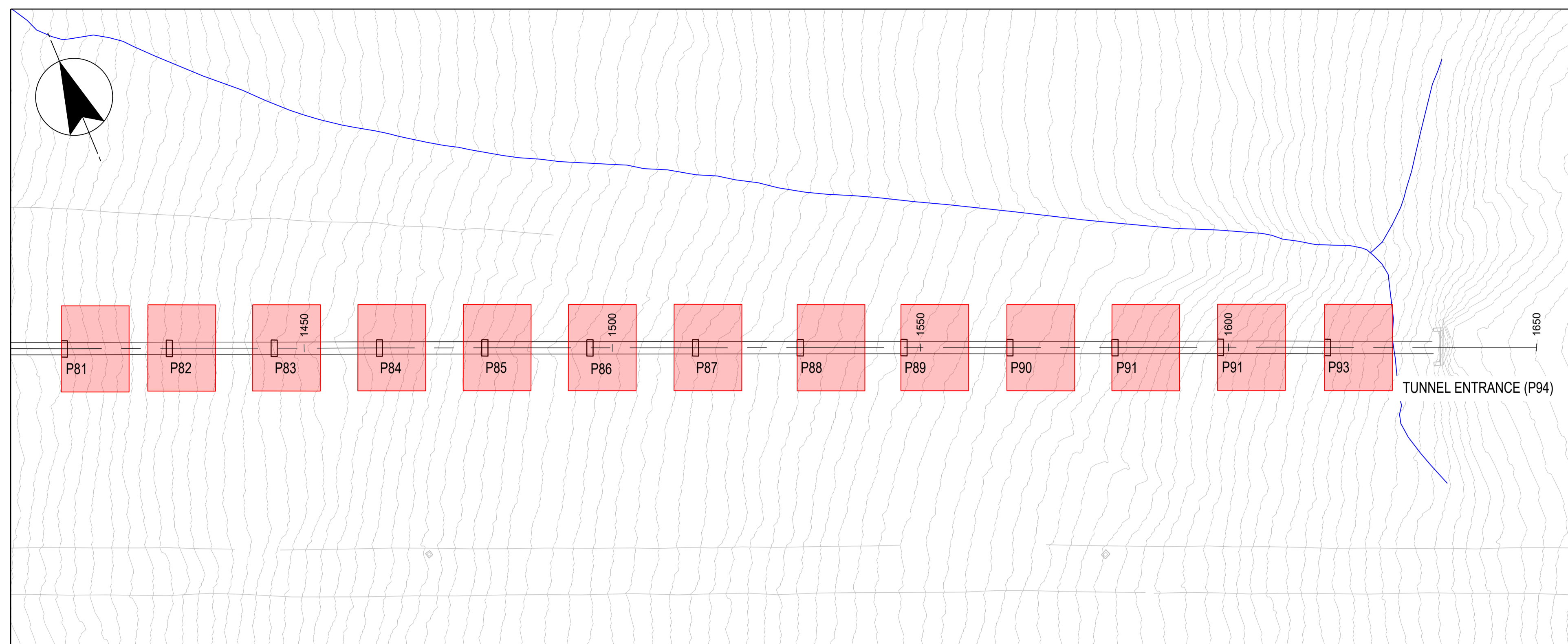
Client: **HIE**
Highlands and Islands Enterprise
Iomairt na Gàidhealtachd 's nan Eilean

Project: CAIRNGORM FUNICULAR VIADUCT STRENGTHENING

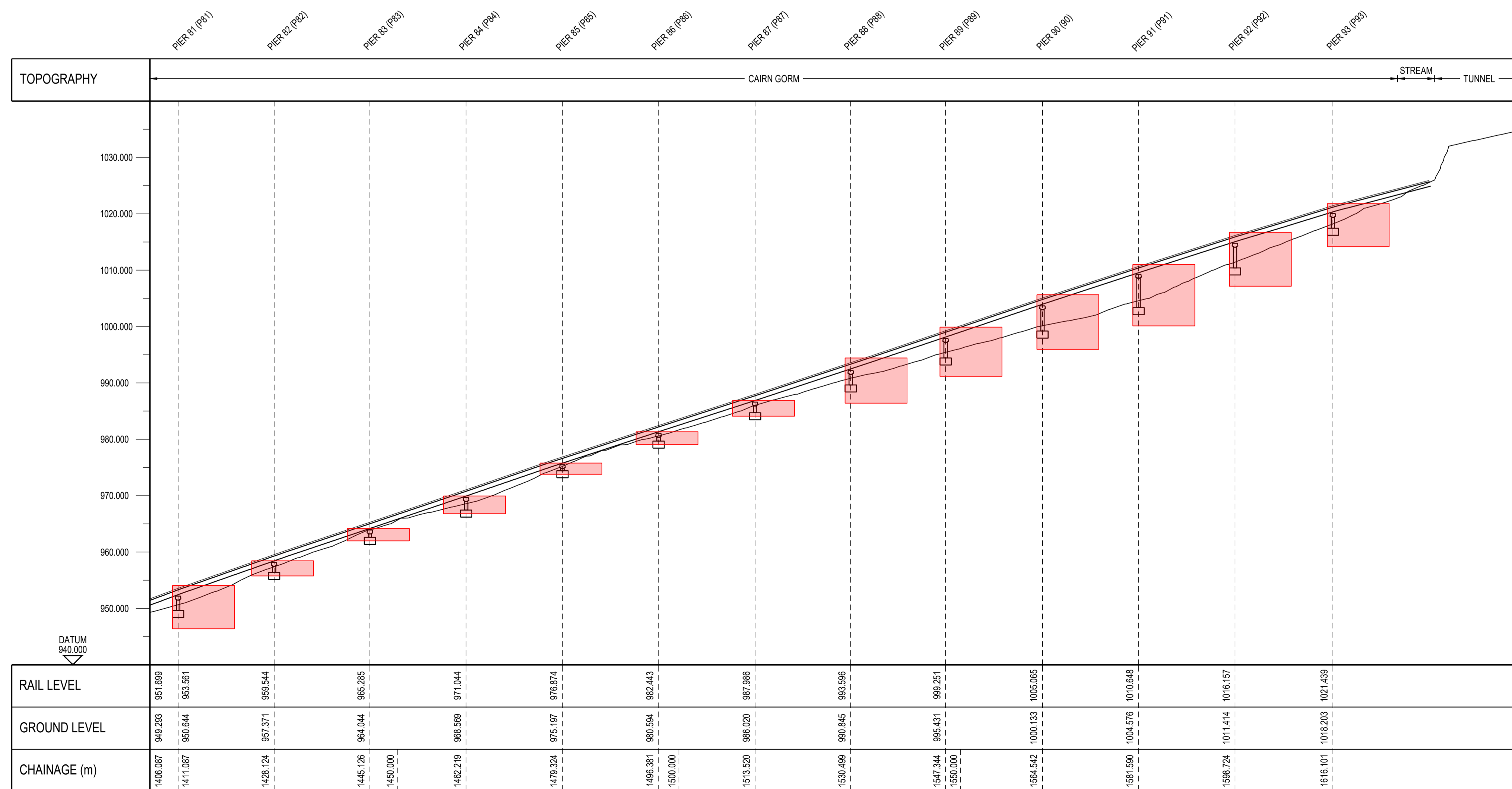
Title: PLAN AND LONGITUDINAL SECTION SHEET 5 OF 6

Drawn by: CHLG	Designed by: STHW	Checked: ARIN
Date: 15.01.2020	Orig. Sheet Size: A1	Approved: ARIN
Scales: 1:500	Status: FOR PLANNING	

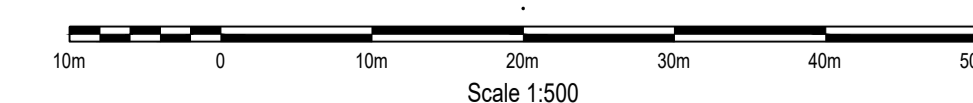
Drawing No: A132354/CFV/PLN/DWG/905 Revision 03



PLAN
PIER 81 - PIER 93



LONGITUDINAL SECTION
PIER 81 - PIER 93
SCALE HORZ 1:500, VERT 1:500



TO BE REPRODUCED IN COLOUR

NOTES

1. ALL DIMENSIONS IN MILLIMETRES AND ALL LEVELS IN METRES UNLESS SHOWN OTHERWISE.
2. ALL LEVELS ARE IN METRES AND RELATE TO ORDNANCE DATUM UNLESS STATED OTHERWISE.
3. DO NOT SCALE FROM THIS DRAWING. WORK TO FIGURED DIMENSIONS ONLY - IF IN DOUBT ASK.
4. THE TOTAL PROPOSED DEVELOPMENT AREA AS SHOWN ON DRAWINGS A132354/CFV/PLN/DWG/901 - 906 IS 9768m².

REFERENCES

- A132354/CFV/PLN/DWG/800 SITE LOCATION PLAN
- A132354/CFV/PLN/DWG/900 OVERALL SITE PLAN AND LONGITUDINAL SECTION
- A132354/CFV/PLN/DWG/901 PLAN AND LONGITUDINAL SECTION SHEET 1 OF 6
- A132354/CFV/PLN/DWG/902 PLAN AND LONGITUDINAL SECTION SHEET 2 OF 6
- A132354/CFV/PLN/DWG/903 PLAN AND LONGITUDINAL SECTION SHEET 3 OF 6
- A132354/CFV/PLN/DWG/904 PLAN AND LONGITUDINAL SECTION SHEET 4 OF 6
- A132354/CFV/PLN/DWG/905 PLAN AND LONGITUDINAL SECTION SHEET 5 OF 6
- A132354/CFV/PLN/DWG/910 PIER 41 TYPICAL PROP DETAIL
- A132354/CFV/PLN/DWG/911 PIER 46 TYPICAL PROP DETAIL
- A132354/CFV/PLN/DWG/920 TYPICAL TYPE 2 BEAM STRENGTHENING DETAILS
- A132354/CFV/PLN/DWG/921 TYPICAL PASSING LOOP BEAM STRENGTHENING DETAILS
- A132354/CFV/PLN/DWG/922 TYPICAL PASSING LOOP COMBINED BEAM STRENGTHENING DETAILS
- A132354/CFV/PLN/DWG/923 TYPICAL PASSING LOOP PIER 55 COMBINED STRENGTHENING DETAILS
- A132354/CFV/PLN/DWG/924 TYPICAL PASSING LOOP PIER 56 COMBINED STRENGTHENING DETAILS
- A132354/CFV/PLN/DWG/925 TYPICAL PASSING LOOP PIER 55 TYPICAL PROP DETAIL 1
- A132354/CFV/PLN/DWG/926 TYPICAL PASSING LOOP PIER 56 TYPICAL PROP DETAIL 1
- A132354/CFV/PLN/DWG/930 PLAN AND LONGITUDINAL SECTION SHOWING BEAM STRENGTHENING WORKS SHEET 1 OF 6
- A132354/CFV/PLN/DWG/931 PLAN AND LONGITUDINAL SECTION SHOWING BEAM STRENGTHENING WORKS SHEET 2 OF 6
- A132354/CFV/PLN/DWG/932 PLAN AND LONGITUDINAL SECTION SHOWING BEAM STRENGTHENING WORKS SHEET 3 OF 6
- A132354/CFV/PLN/DWG/933 PLAN AND LONGITUDINAL SECTION SHOWING BEAM STRENGTHENING WORKS SHEET 4 OF 6
- A132354/CFV/PLN/DWG/934 PLAN AND LONGITUDINAL SECTION SHOWING BEAM STRENGTHENING WORKS SHEET 5 OF 6
- A132354/CFV/PLN/DWG/935 PLAN AND LONGITUDINAL SECTION SHOWING BEAM STRENGTHENING WORKS SHEET 6 OF 6

LEGEND

- □ □ FUNICULAR CABLEWAY
- □ EXISTING PIER LOCATIONS PLAN / ELEVATION
- PROPOSED AREA OF DEVELOPMENT (11m x 14m)
- EXISTING WATERCOURSE

CURRENT VERSION INFORMATION

03. FUNICULAR CABLEWAY DISPLAY COLOUR REVISED TO SUIT COMMENTS. DEVELOPMENT AREAS UPDATED AND ADDITIONAL REFERENCE DRAWINGS ADDED TO LIST.

Rev	Revision Description	Drawn	Des'g	Chk'd	App'd	Date
03	PLANNING ISSUE		DABR/AMCA	ARIN	ARIN	06.03.20
02	PLANNING ISSUE		CHLG/STHW	ARIN	ARIN	17.02.20
01	PLANNING ISSUE		CHLG/STHW	ARIN	ARIN	30.01.20

THIS DRAWING IS THE PROPERTY OF COWI UK LIMITED AND MUST NOT BE COPIED OR USED FOR ANY PURPOSE OTHER THAN THAT FOR WHICH IT IS SUPPLIED. © COWI UK LTD

COWI 310 St Vincent Street, 5th Floor
Glasgow, G2 5RG, UK
Tel: +44 141 249 2410 E-Mail: info@cowi.com

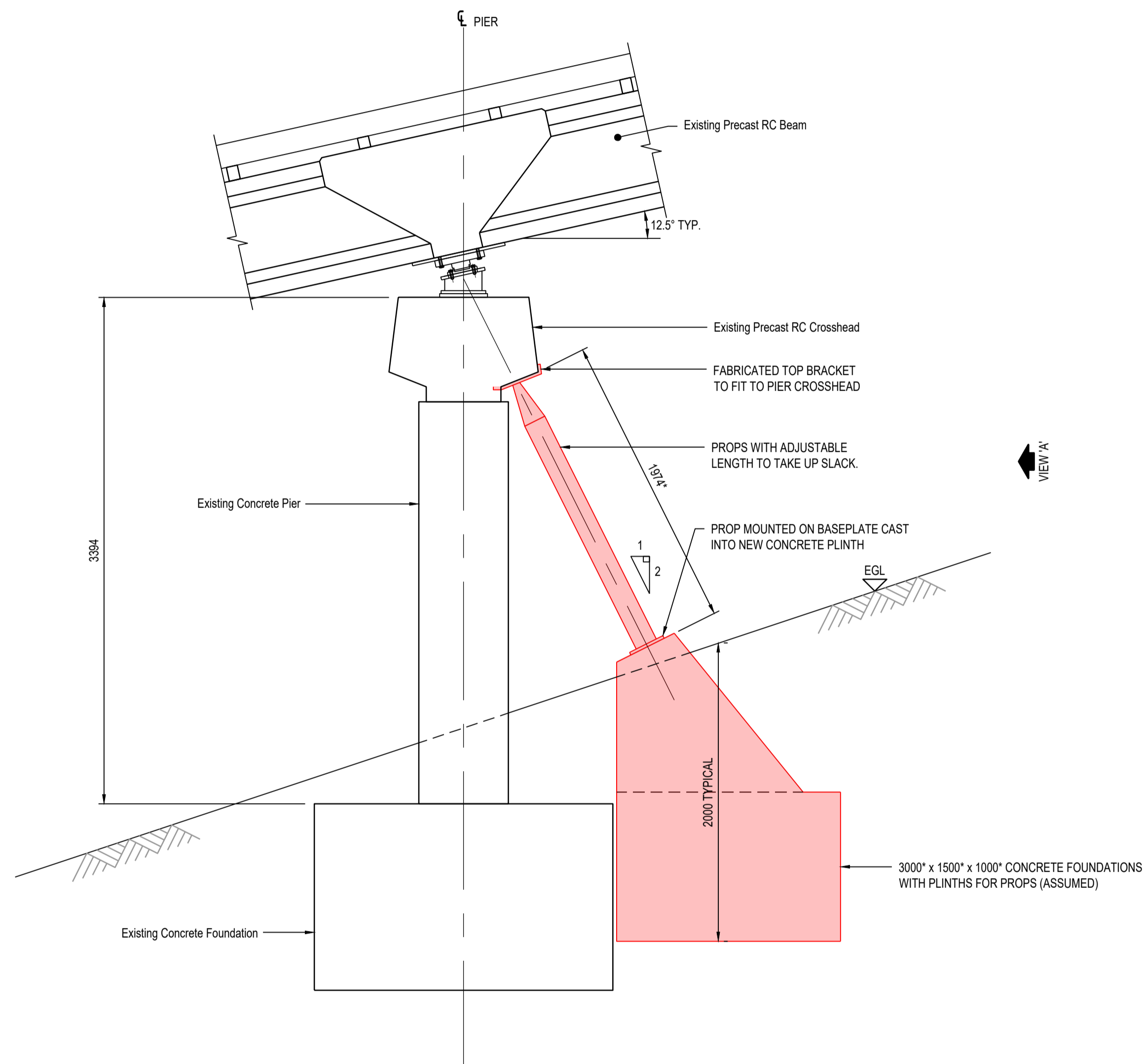
Client: **HIE**
Highlands and Islands Enterprise
Iomairt na Gàidhealtachd 's nan Eilean

Project: CAIRNGORM FUNICULAR VIADUCT STRENGTHENING

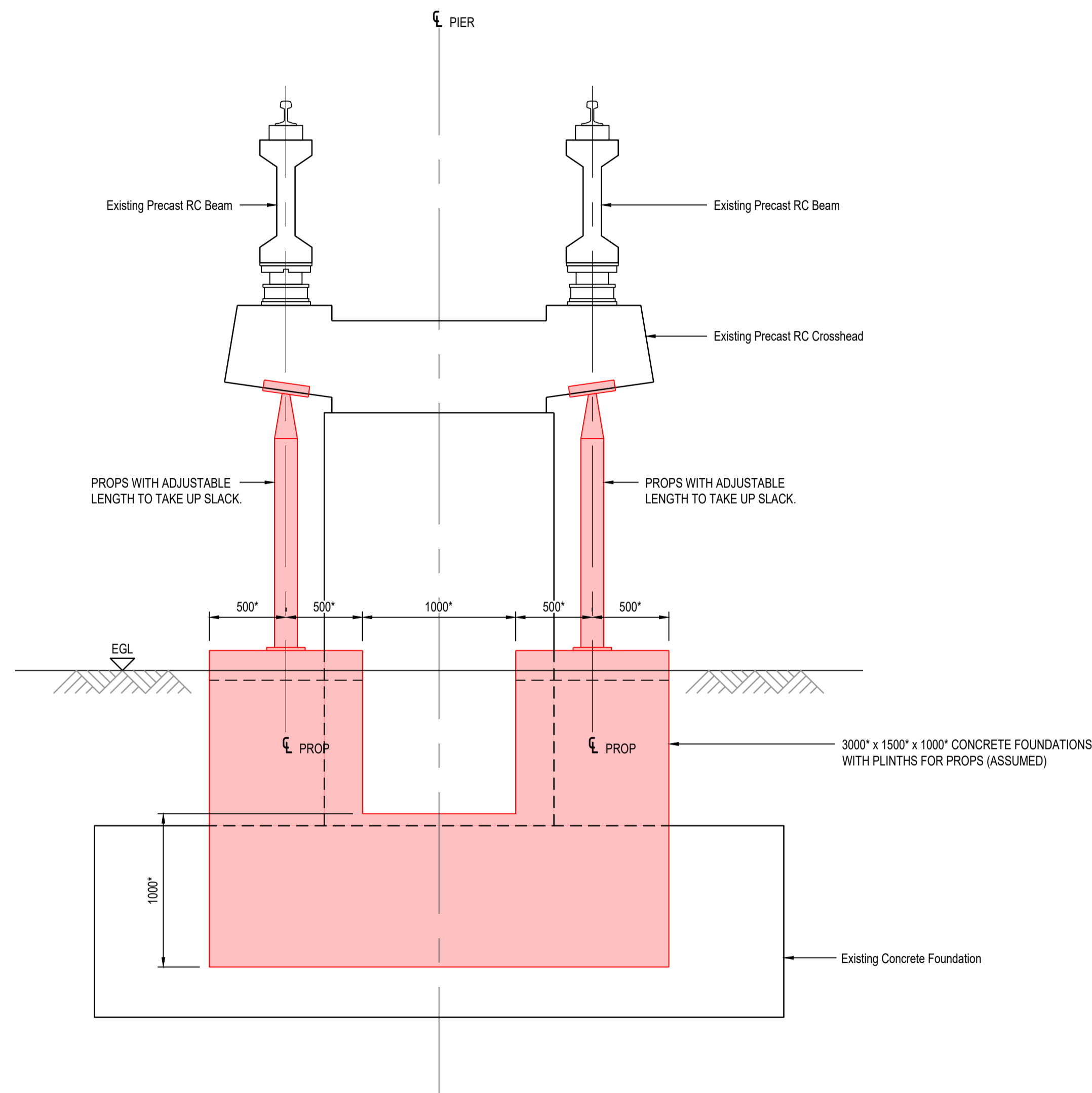
Title: PLAN AND LONGITUDINAL SECTION SHEET 6 OF 6

Drawn by: CHLG	Designed by: STHW	Checked: ARIN
Date: 15.01.2020	Orig. Sheet Size: A1	Approved: ARIN
Scales: 1:500	Status: FOR PLANNING	

Drawing No: A132354/CFV/PLN/DWG/906 Revision 03



TYPICAL SECTION



VIEW 'A'

NOTES

1. ALL DIMENSIONS IN MILLIMETRES AND ALL LEVELS IN METRES UNLESS SHOWN OTHERWISE.
2. ALL LEVELS ARE IN METRES AND RELATE TO ORDNANCE DATUM UNLESS STATED OTHERWISE.
3. DO NOT SCALE FROM THIS DRAWING. DO NOT TAKE DIGITAL DIMENSIONS OFF THIS DRAWING. WORK TO FIGURED DIMENSIONS ONLY - IF IN DOUBT ASK.
4. DIMENSIONS MARKED * ARE INDICATIVE.
5. GROUND LEVELS SHOWN AS INDICATIVE.

REFERENCES

- A132354/CFV/PLN/DWG/800 SITE LOCATION PLAN
- A132354/CFV/PLN/DWG/900 OVERALL SITE PLAN AND LONGITUDINAL SECTION
- A132354/CFV/PLN/DWG/901 PLAN AND LONGITUDINAL SECTION SHEET 1 OF 6
- A132354/CFV/PLN/DWG/902 PLAN AND LONGITUDINAL SECTION SHEET 2 OF 6
- A132354/CFV/PLN/DWG/903 PLAN AND LONGITUDINAL SECTION SHEET 3 OF 6
- A132354/CFV/PLN/DWG/904 PLAN AND LONGITUDINAL SECTION SHEET 4 OF 6
- A132354/CFV/PLN/DWG/905 PLAN AND LONGITUDINAL SECTION SHEET 5 OF 6
- A132354/CFV/PLN/DWG/906 PLAN AND LONGITUDINAL SECTION SHEET 6 OF 6
- A132354/CFV/PLN/DWG/911 PIER 46 TYPICAL PROP DETAIL
- A132354/CFV/PLN/DWG/920 TYPICAL TYPE 2 BEAM STRENGTHENING DETAILS
- A132354/CFV/PLN/DWG/921 TYPICAL PASSING LOOP BEAM STRENGTHENING DETAILS
- A132354/CFV/PLN/DWG/922 TYPICAL PASSING LOOP COMBINED BEAM STRENGTHENING DETAILS
- A132354/CFV/PLN/DWG/923 TYPICAL PASSING LOOP PIER 55 COMBINED STRENGTHENING DETAILS
- A132354/CFV/PLN/DWG/924 TYPICAL PASSING LOOP PIER 56 COMBINED STRENGTHENING DETAILS
- A132354/CFV/PLN/DWG/925 TYPICAL PASSING LOOP PIER 55 TYPICAL PROP DETAIL 1
- A132354/CFV/PLN/DWG/926 TYPICAL PASSING LOOP PIER 56 TYPICAL PROP DETAIL 1
- A132354/CFV/PLN/DWG/930 PLAN AND LONGITUDINAL SECTION SHOWING BEAM STRENGTHENING WORKS SHEET 1 OF 6
- A132354/CFV/PLN/DWG/931 PLAN AND LONGITUDINAL SECTION SHOWING BEAM STRENGTHENING WORKS SHEET 2 OF 6
- A132354/CFV/PLN/DWG/932 PLAN AND LONGITUDINAL SECTION SHOWING BEAM STRENGTHENING WORKS SHEET 3 OF 6
- A132354/CFV/PLN/DWG/933 PLAN AND LONGITUDINAL SECTION SHOWING BEAM STRENGTHENING WORKS SHEET 4 OF 6
- A132354/CFV/PLN/DWG/934 PLAN AND LONGITUDINAL SECTION SHOWING BEAM STRENGTHENING WORKS SHEET 5 OF 6
- A132354/CFV/PLN/DWG/935 PLAN AND LONGITUDINAL SECTION SHOWING BEAM STRENGTHENING WORKS SHEET 6 OF 6

LEGEND

- PROPOSED WORKS

CURRENT VERSION INFORMATION

03. UPDATE TO LEGEND AND ADDITIONAL REFERENCE DRAWINGS ADDED TO LIST.

Rev	Revision Description	Drawn	Des'd	Chk'd	App'd	Date
03	PLANNING ISSUE		DABR	AMCA	ARIN	06.03.20
02	PLANNING ISSUE		CHLG	STHW	ARIN	17.02.20
01	PLANNING ISSUE		JNCA	STHW	ARIN	30.01.20

THIS DRAWING IS THE PROPERTY OF COWI UK LIMITED AND MUST NOT BE COPIED OR USED FOR ANY PURPOSE OTHER THAN THAT FOR WHICH IT IS SUPPLIED. © COWI UK LTD

COWI 310 St Vincent Street, 5th Floor
Glasgow, G2 5RG, UK
Tel: +44 141 248 2410 E-Mail: info@cowi.com

Client: **HIE**
Highlands and Islands Enterprise
Iomairt na Gàidhealtachd 's nan Eilean

Project: CAIRNGORM FUNICULAR VIADUCT
STRENGTHENING

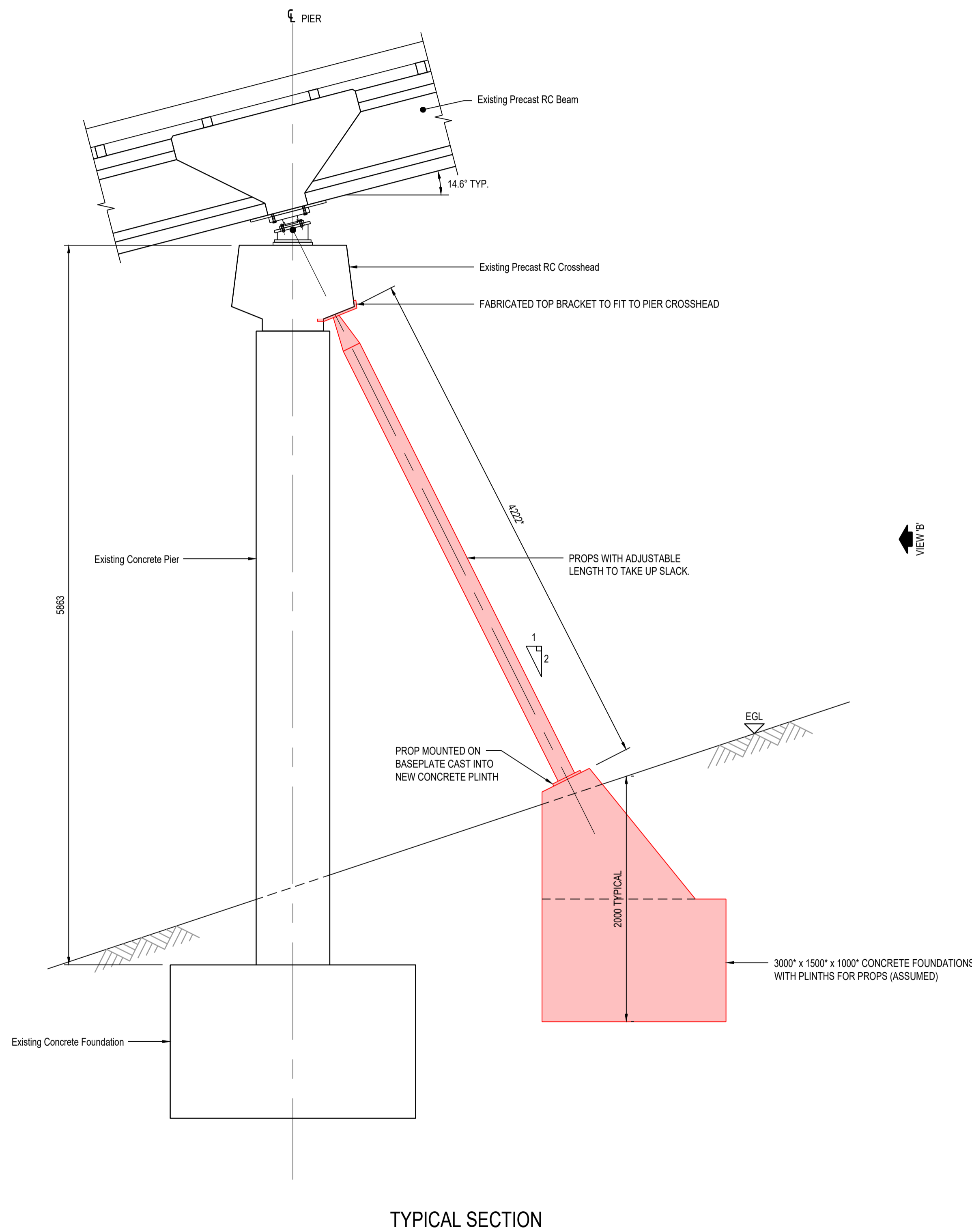
Title: PIER 41
TYPICAL PROP DETAIL

Drawn by: JNCA	Designed by: STHW	Checked: ARIN
Date: 15.01.2020	Orig. Sheet Size: A1	Approved: ARIN
Scales: 1:25	Status: FOR PLANNING	

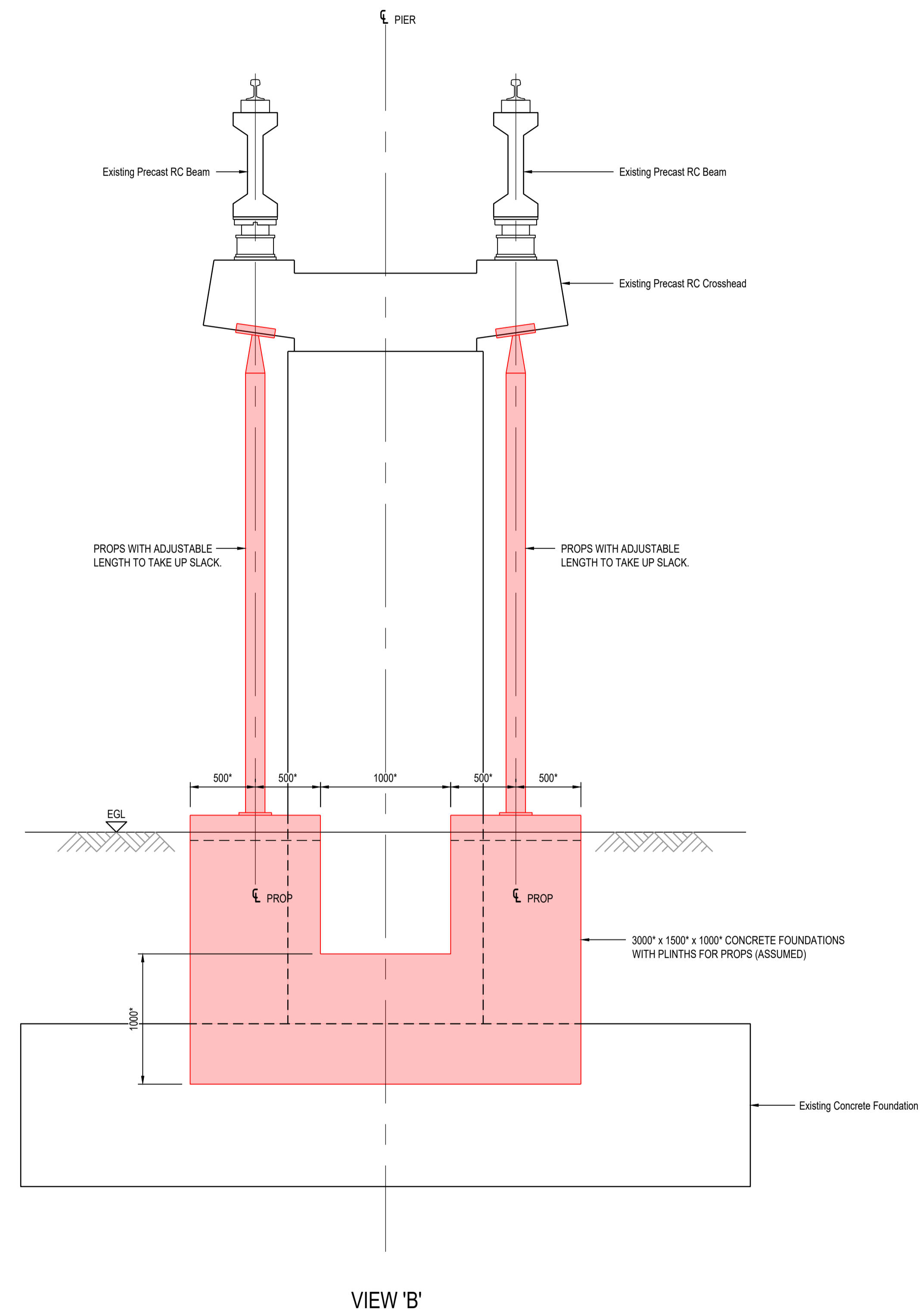
Drawing No: A132354/CFV/PLN/DWG/910 Revision: 03

TO BE REPRODUCED IN COLOUR



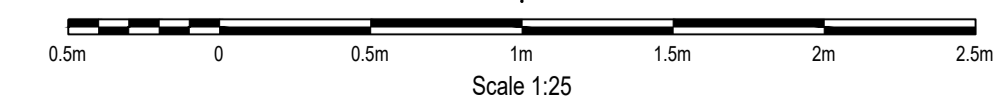


TYPICAL SECTION



VIEW 'B'

TO BE REPRODUCED IN COLOUR



NOTES

1. ALL DIMENSIONS IN MILLIMETRES AND ALL LEVELS IN METRES UNLESS SHOWN OTHERWISE.
2. ALL LEVELS ARE IN METRES AND RELATE TO ORDNANCE DATUM UNLESS STATED OTHERWISE.
3. DO NOT SCALE FROM THIS DRAWING. DO NOT TAKE DIGITAL DIMENSIONS OFF THIS DRAWING. WORK TO FIGURED DIMENSIONS ONLY - IF IN DOUBT ASK.
4. DIMENSIONS MARKED * ARE INDICATIVE.
5. GROUND LEVELS SHOWN AS INDICATIVE.

REFERENCES

- A132354/CFV/PLN/DWG/800 SITE LOCATION PLAN
- A132354/CFV/PLN/DWG/900 OVERALL SITE PLAN AND LONGITUDINAL SECTION
- A132354/CFV/PLN/DWG/901 PLAN AND LONGITUDINAL SECTION SHEET 1 OF 6
- A132354/CFV/PLN/DWG/902 PLAN AND LONGITUDINAL SECTION SHEET 2 OF 6
- A132354/CFV/PLN/DWG/903 PLAN AND LONGITUDINAL SECTION SHEET 3 OF 6
- A132354/CFV/PLN/DWG/904 PLAN AND LONGITUDINAL SECTION SHEET 4 OF 6
- A132354/CFV/PLN/DWG/905 PLAN AND LONGITUDINAL SECTION SHEET 5 OF 6
- A132354/CFV/PLN/DWG/906 PLAN AND LONGITUDINAL SECTION SHEET 6 OF 6
- A132354/CFV/PLN/DWG/910 PIER 41 TYPICAL PROP DETAIL
- A132354/CFV/PLN/DWG/920 TYPICAL TYPE 2 BEAM STRENGTHENING DETAILS
- A132354/CFV/PLN/DWG/921 TYPICAL PASSING LOOP BEAM STRENGTHENING DETAILS
- A132354/CFV/PLN/DWG/922 TYPICAL PASSING LOOP COMBINED BEAM STRENGTHENING DETAILS
- A132354/CFV/PLN/DWG/923 TYPICAL PASSING LOOP PIER 55 COMBINED STRENGTHENING DETAILS
- A132354/CFV/PLN/DWG/924 TYPICAL PASSING LOOP PIER 56 COMBINED STRENGTHENING DETAILS
- A132354/CFV/PLN/DWG/925 TYPICAL PASSING LOOP PIER 55 TYPICAL PROP DETAIL 1
- A132354/CFV/PLN/DWG/926 TYPICAL PASSING LOOP PIER 56 TYPICAL PROP DETAIL 1
- A132354/CFV/PLN/DWG/930 PLAN AND LONGITUDINAL SECTION SHOWING BEAM STRENGTHENING WORKS SHEET 1 OF 6
- A132354/CFV/PLN/DWG/931 PLAN AND LONGITUDINAL SECTION SHOWING BEAM STRENGTHENING WORKS SHEET 2 OF 6
- A132354/CFV/PLN/DWG/932 PLAN AND LONGITUDINAL SECTION SHOWING BEAM STRENGTHENING WORKS SHEET 3 OF 6
- A132354/CFV/PLN/DWG/933 PLAN AND LONGITUDINAL SECTION SHOWING BEAM STRENGTHENING WORKS SHEET 4 OF 6
- A132354/CFV/PLN/DWG/934 PLAN AND LONGITUDINAL SECTION SHOWING BEAM STRENGTHENING WORKS SHEET 5 OF 6
- A132354/CFV/PLN/DWG/935 PLAN AND LONGITUDINAL SECTION SHOWING BEAM STRENGTHENING WORKS SHEET 6 OF 6

LEGEND

PROPOSED WORKS

CURRENT VERSION INFORMATION

03. UPDATE TO LEGEND AND ADDITIONAL REFERENCE DRAWINGS ADDED TO LIST.

Rev	Revision Description	Drawn	Des'd	Chk'd	App'd	Date
03	PLANNING ISSUE		DABR	AMCA	ARIN	06.03.20
02	PLANNING ISSUE		CHLG	STHW	ARIN	17.02.20
01	PLANNING ISSUE		CHLG	STHW	ARIN	30.01.20

THIS DRAWING IS THE PROPERTY OF COWI UK LIMITED AND MUST NOT BE COPIED OR USED FOR ANY PURPOSE OTHER THAN THAT FOR WHICH IT IS SUPPLIED. © COWI UK LTD

COWI 310 St Vincent Street, 5th Floor
Glasgow, G2 5RG, UK
Tel: +44 141 249 2410 E-Mail: info_@cowi.com

Client: **H I E**
Highlands and Islands Enterprise
Iomairt na Gàidhealtachd 's nan Eilean

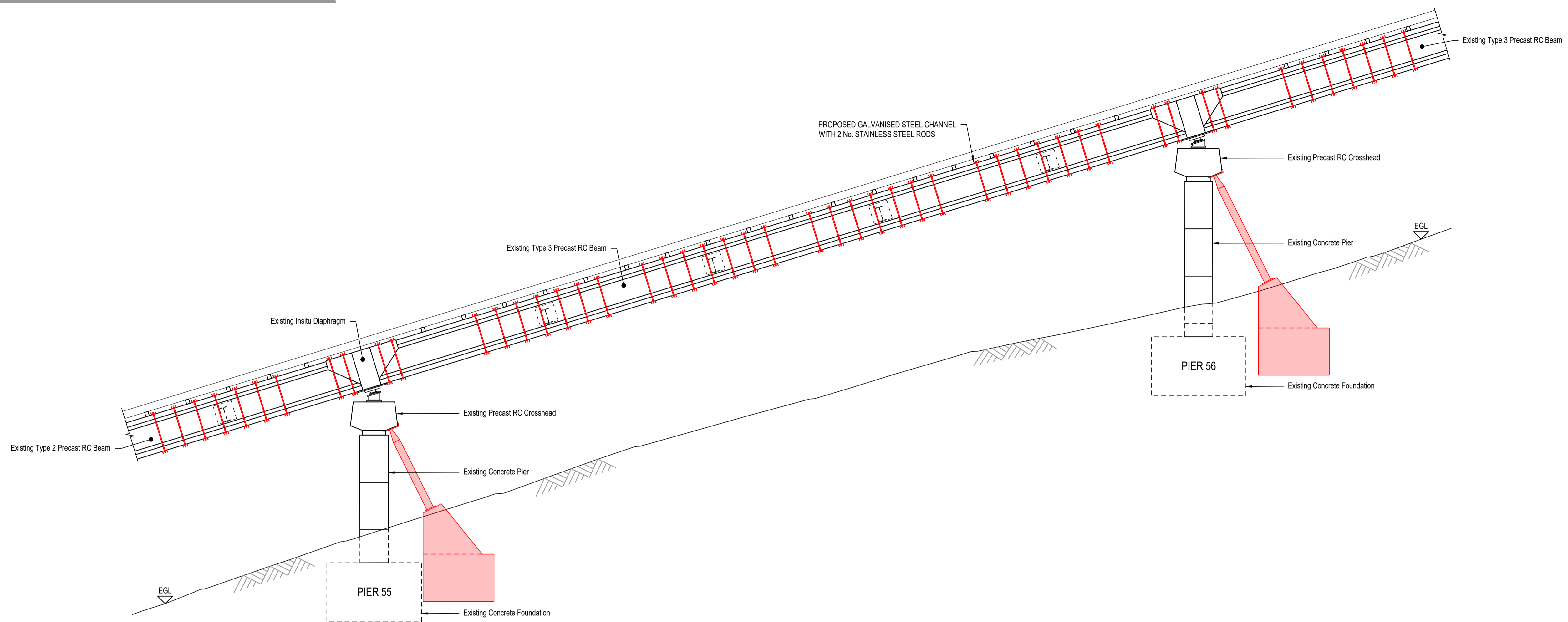
Project: CAIRNGORM FUNICULAR VIADUCT
STRENGTHENING

Title: PIER 46
TYPICAL PROP DETAIL

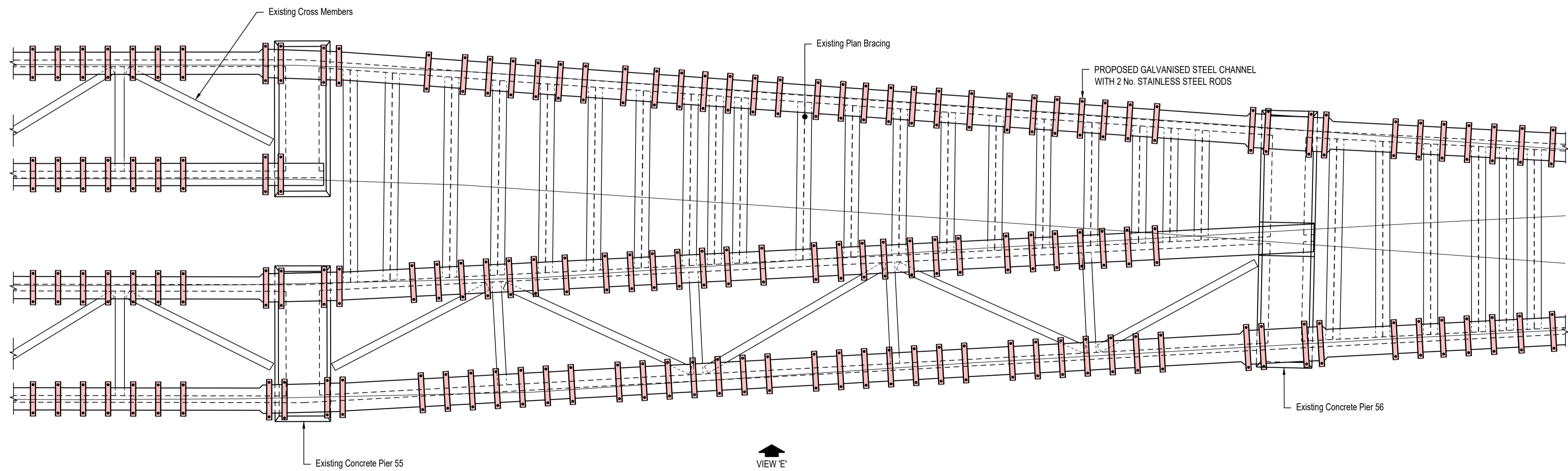
Drawn by: JNCA	Designed by: STHW	Checked: ARIN
Date: 15.01.2020	Orig. Sheet Size: A1	Approved: ARIN
Scales: 1:25	Status: FOR PLANNING	

Drawing No: A132354/CFV/PLN/DWG/911 Revision: 03

DRAWING FOR INFORMATION ONLY



VIEW 'E'
PIER 55 TO PIER 56



PLAN ON BEAMS
(PROPS OMITTED FOR CLARITY)
PIER 55 TO PIER 56



- NOTES**
1. ALL DIMENSIONS IN MILLIMETRES AND ALL LEVELS IN METRES UNLESS SHOWN OTHERWISE.
 2. ALL LEVELS ARE IN METRES AND RELATE TO ORDNANCE DATUM UNLESS STATED OTHERWISE.
 3. DO NOT SCALE FROM THIS DRAWING. DO NOT TAKE DIGITAL DIMENSIONS OFF THIS DRAWING. WORK TO FIGURED DIMENSIONS ONLY - IF IN DOUBT ASK.

- REFERENCES**
- | | |
|-------------------------|---|
| A132354/CFV/PLN/DWG/800 | SITE LOCATION PLAN |
| A132354/CFV/PLN/DWG/900 | OVERALL SITE PLAN AND LONGITUDINAL SECTION |
| A132354/CFV/PLN/DWG/901 | PLAN AND LONGITUDINAL SECTION SHEET 1 OF 6 |
| A132354/CFV/PLN/DWG/902 | PLAN AND LONGITUDINAL SECTION SHEET 2 OF 6 |
| A132354/CFV/PLN/DWG/903 | PLAN AND LONGITUDINAL SECTION SHEET 3 OF 6 |
| A132354/CFV/PLN/DWG/904 | PLAN AND LONGITUDINAL SECTION SHEET 4 OF 6 |
| A132354/CFV/PLN/DWG/905 | PLAN AND LONGITUDINAL SECTION SHEET 5 OF 6 |
| A132354/CFV/PLN/DWG/906 | PLAN AND LONGITUDINAL SECTION SHEET 6 OF 6 |
| A132354/CFV/PLN/DWG/910 | PIER 41 TYPICAL PROP DETAIL |
| A132354/CFV/PLN/DWG/911 | PIER 46 TYPICAL PROP DETAIL |
| A132354/CFV/PLN/DWG/920 | TYPICAL TYPE 2 BEAM STRENGTHENING DETAILS |
| A132354/CFV/PLN/DWG/921 | TYPICAL PASSING LOOP BEAM STRENGTHENING DETAILS |
| A132354/CFV/PLN/DWG/923 | TYPICAL PASSING LOOP PIER 55 COMBINED STRENGTHENING DETAILS |
| A132354/CFV/PLN/DWG/924 | TYPICAL PASSING LOOP PIER 56 COMBINED STRENGTHENING DETAILS |
| A132354/CFV/PLN/DWG/925 | TYPICAL PASSING LOOP PIER 55 TYPICAL PROP DETAIL 1 |
| A132354/CFV/PLN/DWG/926 | TYPICAL PASSING LOOP PIER 56 TYPICAL PROP DETAIL 1 |
| A132354/CFV/PLN/DWG/930 | PLAN AND LONGITUDINAL SECTION SHOWING BEAM STRENGTHENING WORKS SHEET 1 OF 6 |
| A132354/CFV/PLN/DWG/931 | PLAN AND LONGITUDINAL SECTION SHOWING BEAM STRENGTHENING WORKS SHEET 2 OF 6 |
| A132354/CFV/PLN/DWG/932 | PLAN AND LONGITUDINAL SECTION SHOWING BEAM STRENGTHENING WORKS SHEET 3 OF 6 |
| A132354/CFV/PLN/DWG/933 | PLAN AND LONGITUDINAL SECTION SHOWING BEAM STRENGTHENING WORKS SHEET 4 OF 6 |
| A132354/CFV/PLN/DWG/934 | PLAN AND LONGITUDINAL SECTION SHOWING BEAM STRENGTHENING WORKS SHEET 5 OF 6 |
| A132354/CFV/PLN/DWG/935 | PLAN AND LONGITUDINAL SECTION SHOWING BEAM STRENGTHENING WORKS SHEET 6 OF 6 |

- LEGEND**
- PROPOSED BEAM STRENGTHENING WORKS
 - PROPOSED GALVANISED STEEL CHANNEL WITH 2 No. STAINLESS STEEL RODS

TO BE REPRODUCED IN COLOUR

CURRENT VERSION INFORMATION
02. UPDATE TO LEGEND AND ADDITIONAL REFERENCE DRAWINGS ADDED TO LIST.

Rev	Revision Description	Drawn	Des'g	Chk'd	App'd	Date
02	PLANNING ISSUE		DABR	AMCA	ARIN	06.30.20
01	PLANNING ISSUE		CHLG	STHW	ARIN	17.02.20

THIS DRAWING IS THE PROPERTY OF COWI UK LIMITED AND MUST NOT BE COPIED OR USED FOR ANY PURPOSE OTHER THAN THAT FOR WHICH IT IS SUPPLIED. © COWI UK LTD

COWI 310 St Vincent Street, 5th Floor
Glasgow, G2 5RG, UK
Tel: +44 141 249 2410 E-Mail: info_@cowi.com

Client: **HIE**
Highlands and Islands Enterprise
Iomairt na Gàidhealtachd 's nan Eilean

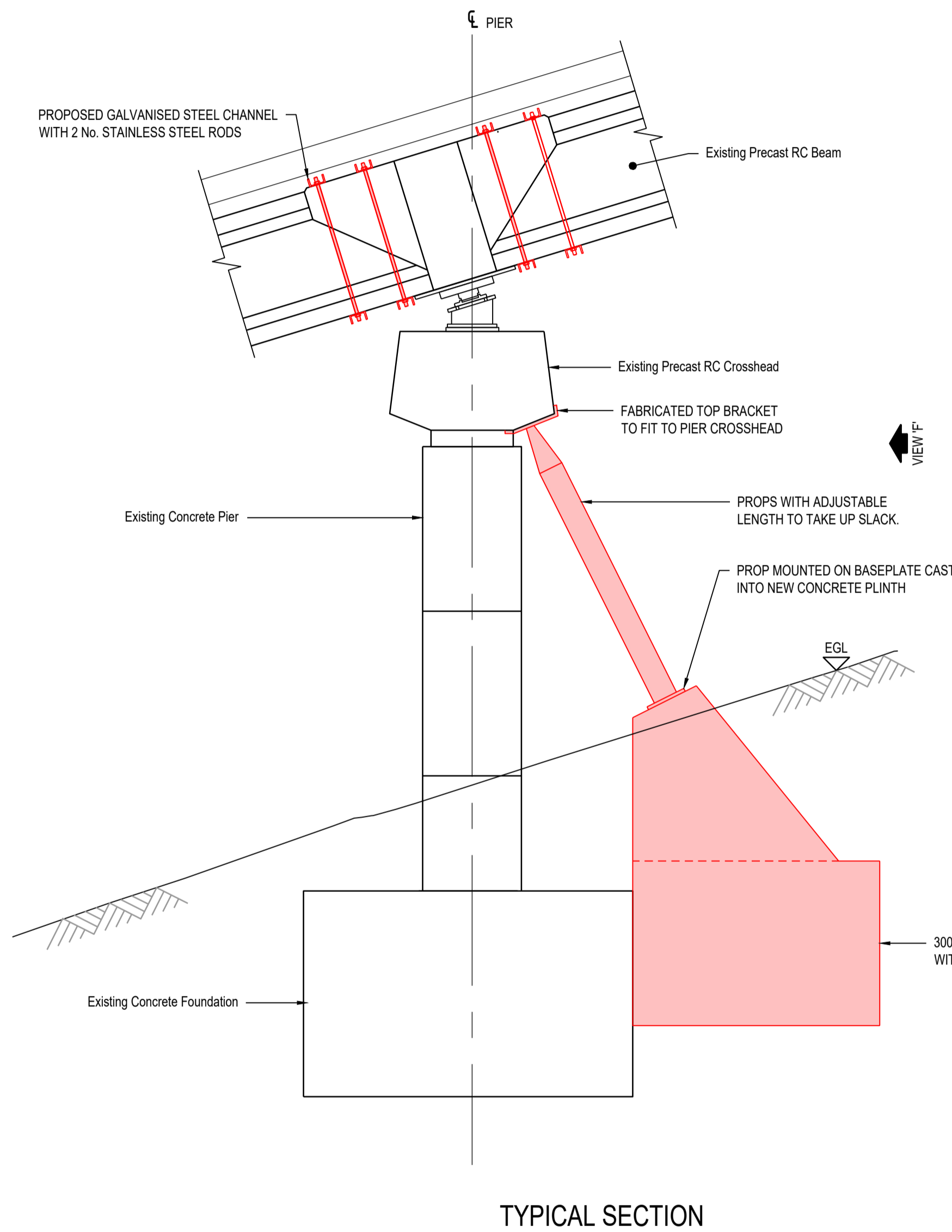
Project: CAIRNGORM FUNICULAR VIADUCT STRENGTHENING

Title: TYPICAL PASSING LOOP COMBINED STRENGTHENING DETAILS

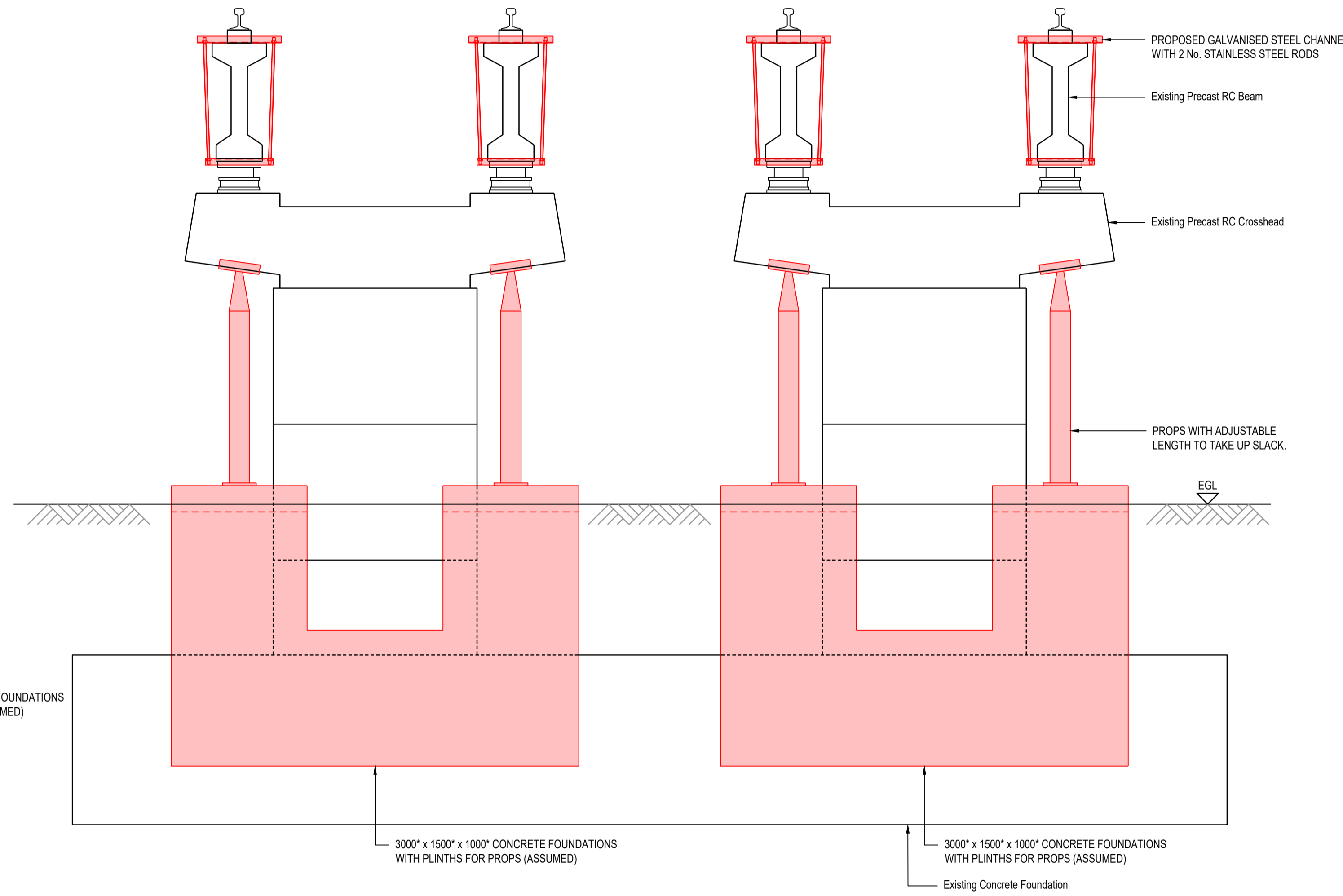
Drawn by: CHLG	Designed by: STHW	Checked: ARIN
Date: 12.02.2020	Orig. Sheet Size: A1	Approved: ARIN
Scales: 1:50	Status: FOR PLANNING	

Drawing No: A132354/CFV/PLN/DWG/922 Revision: 02

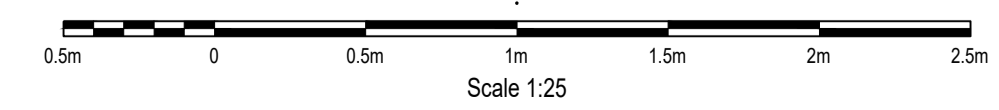
DRAWING FOR INFORMATION ONLY



TYPICAL SECTION



VIEW 'F'



- NOTES**
1. ALL DIMENSIONS IN MILLIMETRES AND ALL LEVELS IN METRES UNLESS SHOWN OTHERWISE.
 2. ALL LEVELS ARE IN METRES AND RELATE TO ORDNANCE DATUM UNLESS STATED OTHERWISE.
 3. DO NOT SCALE FROM THIS DRAWING. DO NOT TAKE DIGITAL DIMENSIONS OFF THIS DRAWING. WORK TO FIGURED DIMENSIONS ONLY - IF IN DOUBT ASK.
 4. DIMENSIONS MARKED * ARE INDICATIVE.
 5. GROUND LEVELS SHOWN AS INDICATIVE.

- REFERENCES**
- A132354/CFV/PLN/DWG/800 SITE LOCATION PLAN
 - A132354/CFV/PLN/DWG/900 OVERALL SITE PLAN AND LONGITUDINAL SECTION
 - A132354/CFV/PLN/DWG/901 PLAN AND LONGITUDINAL SECTION SHEET 1 OF 6
 - A132354/CFV/PLN/DWG/902 PLAN AND LONGITUDINAL SECTION SHEET 2 OF 6
 - A132354/CFV/PLN/DWG/903 PLAN AND LONGITUDINAL SECTION SHEET 3 OF 6
 - A132354/CFV/PLN/DWG/904 PLAN AND LONGITUDINAL SECTION SHEET 4 OF 6
 - A132354/CFV/PLN/DWG/905 PLAN AND LONGITUDINAL SECTION SHEET 5 OF 6
 - A132354/CFV/PLN/DWG/906 PLAN AND LONGITUDINAL SECTION SHEET 6 OF 6
 - A132354/CFV/PLN/DWG/910 PIER 41 TYPICAL PROP DETAIL
 - A132354/CFV/PLN/DWG/911 PIER 46 TYPICAL PROP DETAIL
 - A132354/CFV/PLN/DWG/920 TYPICAL TYPE 2 BEAM STRENGTHENING DETAILS
 - A132354/CFV/PLN/DWG/921 TYPICAL PASSING LOOP BEAM STRENGTHENING DETAILS
 - A132354/CFV/PLN/DWG/922 TYPICAL PASSING LOOP COMBINED BEAM STRENGTHENING DETAILS
 - A132354/CFV/PLN/DWG/924 TYPICAL PASSING LOOP PIER 56 COMBINED STRENGTHENING DETAILS
 - A132354/CFV/PLN/DWG/925 TYPICAL PASSING LOOP PIER 55 TYPICAL PROP DETAIL 1
 - A132354/CFV/PLN/DWG/926 TYPICAL PASSING LOOP PIER 56 TYPICAL PROP DETAIL 1
 - A132354/CFV/PLN/DWG/930 PLAN AND LONGITUDINAL SECTION SHOWING BEAM STRENGTHENING WORKS SHEET 1 OF 6
 - A132354/CFV/PLN/DWG/931 PLAN AND LONGITUDINAL SECTION SHOWING BEAM STRENGTHENING WORKS SHEET 2 OF 6
 - A132354/CFV/PLN/DWG/932 PLAN AND LONGITUDINAL SECTION SHOWING BEAM STRENGTHENING WORKS SHEET 3 OF 6
 - A132354/CFV/PLN/DWG/933 PLAN AND LONGITUDINAL SECTION SHOWING BEAM STRENGTHENING WORKS SHEET 4 OF 6
 - A132354/CFV/PLN/DWG/934 PLAN AND LONGITUDINAL SECTION SHOWING BEAM STRENGTHENING WORKS SHEET 5 OF 6
 - A132354/CFV/PLN/DWG/935 PLAN AND LONGITUDINAL SECTION SHOWING BEAM STRENGTHENING WORKS SHEET 6 OF 6

- LEGEND**
- PROPOSED PIER AND BEAM STRENGTHENING WORKS
 - PROPOSED GALVANISED STEEL CHANNEL WITH 2 No. STAINLESS STEEL RODS

TO BE REPRODUCED IN COLOUR

CURRENT VERSION INFORMATION
02. UPDATE TO LEGEND AND ADDITIONAL REFERENCE DRAWINGS ADDED TO LIST.

Rev	Revision Description	Drawn	Des'd	Chk'd	App'd	Date
02	PLANNING ISSUE		DABR	AMCA	ARIN	06.03.20
01	PLANNING ISSUE	CHLG	STHW	ARIN	ARIN	17.02.20

THIS DRAWING IS THE PROPERTY OF COWI UK LIMITED AND MUST NOT BE COPIED OR USED FOR ANY PURPOSE OTHER THAN THAT FOR WHICH IT IS SUPPLIED. © COWI UK LTD

COWI 310 St Vincent Street, 5th Floor
Glasgow, G2 5RG, UK
Tel: +44 141 248 2410 E-Mail: info_@cowi.com

Client: **Highlands and Islands Enterprise**
Iomairt na Gàidhealtachd 's nan Eilean

Project: CAIRNGORM FUNICULAR VIADUCT STRENGTHENING

Title: TYPICAL PASSING LOOP PIER 55 COMBINED STRENGTHENING DETAILS

Drawn by:	Designed by:	Checked:
CHLG	STHW	ARIN
Date:	Orig. Sheet Size:	Approved:
12.02.2020	A1	ARIN
Scales:	Status:	
1:25	FOR PLANNING	

Drawing No: A132354/CFV/PLN/DWG/923 Revision: 02

NOTES

1. ALL DIMENSIONS IN MILLIMETRES AND ALL LEVELS IN METRES UNLESS SHOWN OTHERWISE.
2. ALL LEVELS ARE IN METRES AND RELATE TO ORDNANCE DATUM UNLESS STATED OTHERWISE.
3. DO NOT SCALE FROM THIS DRAWING. DO NOT TAKE DIGITAL DIMENSIONS OFF THIS DRAWING. WORK TO FIGURED DIMENSIONS ONLY - IF IN DOUBT ASK.
4. DIMENSIONS MARKED * ARE INDICATIVE.
5. GROUND LEVELS SHOWN AS INDICATIVE.

REFERENCES

- A132354/CFV/PLN/DWG/800 SITE LOCATION PLAN
- A132354/CFV/PLN/DWG/900 OVERALL SITE PLAN AND LONGITUDINAL SECTION
- A132354/CFV/PLN/DWG/901 PLAN AND LONGITUDINAL SECTION SHEET 1 OF 6
- A132354/CFV/PLN/DWG/902 PLAN AND LONGITUDINAL SECTION SHEET 2 OF 6
- A132354/CFV/PLN/DWG/903 PLAN AND LONGITUDINAL SECTION SHEET 3 OF 6
- A132354/CFV/PLN/DWG/904 PLAN AND LONGITUDINAL SECTION SHEET 4 OF 6
- A132354/CFV/PLN/DWG/905 PLAN AND LONGITUDINAL SECTION SHEET 5 OF 6
- A132354/CFV/PLN/DWG/906 PLAN AND LONGITUDINAL SECTION SHEET 6 OF 6
- A132354/CFV/PLN/DWG/910 PIER 41 TYPICAL PROP DETAIL
- A132354/CFV/PLN/DWG/911 PIER 46 TYPICAL PROP DETAIL
- A132354/CFV/PLN/DWG/920 TYPICAL TYPE 2 BEAM STRENGTHENING DETAILS
- A132354/CFV/PLN/DWG/921 TYPICAL PASSING LOOP BEAM STRENGTHENING DETAILS
- A132354/CFV/PLN/DWG/922 TYPICAL PASSING LOOP COMBINED BEAM STRENGTHENING DETAILS
- A132354/CFV/PLN/DWG/923 TYPICAL PASSING LOOP PIER 55 COMBINED STRENGTHENING DETAILS
- A132354/CFV/PLN/DWG/924 TYPICAL PASSING LOOP PIER 56 COMBINED STRENGTHENING DETAILS
- A132354/CFV/PLN/DWG/926 TYPICAL PASSING LOOP PIER 56 TYPICAL PROP DETAIL 1
- A132354/CFV/PLN/DWG/930 PLAN AND LONGITUDINAL SECTION SHOWING BEAM STRENGTHENING WORKS SHEET 1 OF 6
- A132354/CFV/PLN/DWG/931 PLAN AND LONGITUDINAL SECTION SHOWING BEAM STRENGTHENING WORKS SHEET 2 OF 6
- A132354/CFV/PLN/DWG/932 PLAN AND LONGITUDINAL SECTION SHOWING BEAM STRENGTHENING WORKS SHEET 3 OF 6
- A132354/CFV/PLN/DWG/933 PLAN AND LONGITUDINAL SECTION SHOWING BEAM STRENGTHENING WORKS SHEET 4 OF 6
- A132354/CFV/PLN/DWG/934 PLAN AND LONGITUDINAL SECTION SHOWING BEAM STRENGTHENING WORKS SHEET 5 OF 6
- A132354/CFV/PLN/DWG/935 PLAN AND LONGITUDINAL SECTION SHOWING BEAM STRENGTHENING WORKS SHEET 6 OF 6

LEGEND

- PROPOSED PIER WORKS

TO BE REPRODUCED IN COLOUR

CURRENT VERSION INFORMATION

02. INFORMATION STAMP REMOVED.

Rev	Revision Description	Drawn	Des'd	Chkd	App'd	Date
02	PLANNING ISSUE	CHLG	AMCA	ARIN	ARIN	09.03.20
01	PLANNING ISSUE	CHLG	AMCA	ARIN	ARIN	06.03.20

THIS DRAWING IS THE PROPERTY OF COWI UK LIMITED AND MUST NOT BE COPIED OR USED FOR ANY PURPOSE OTHER THAN THAT FOR WHICH IT IS SUPPLIED. © COWI UK LTD

COWI 310 St Vincent Street, 5th Floor
Glasgow, G2 5RG, UK
Tel: +44 141 248 2410 E-Mail: info@cowi.com

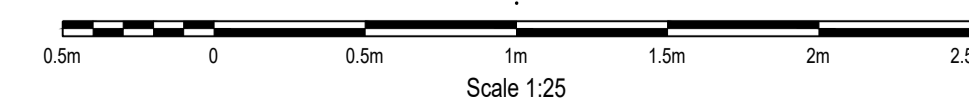
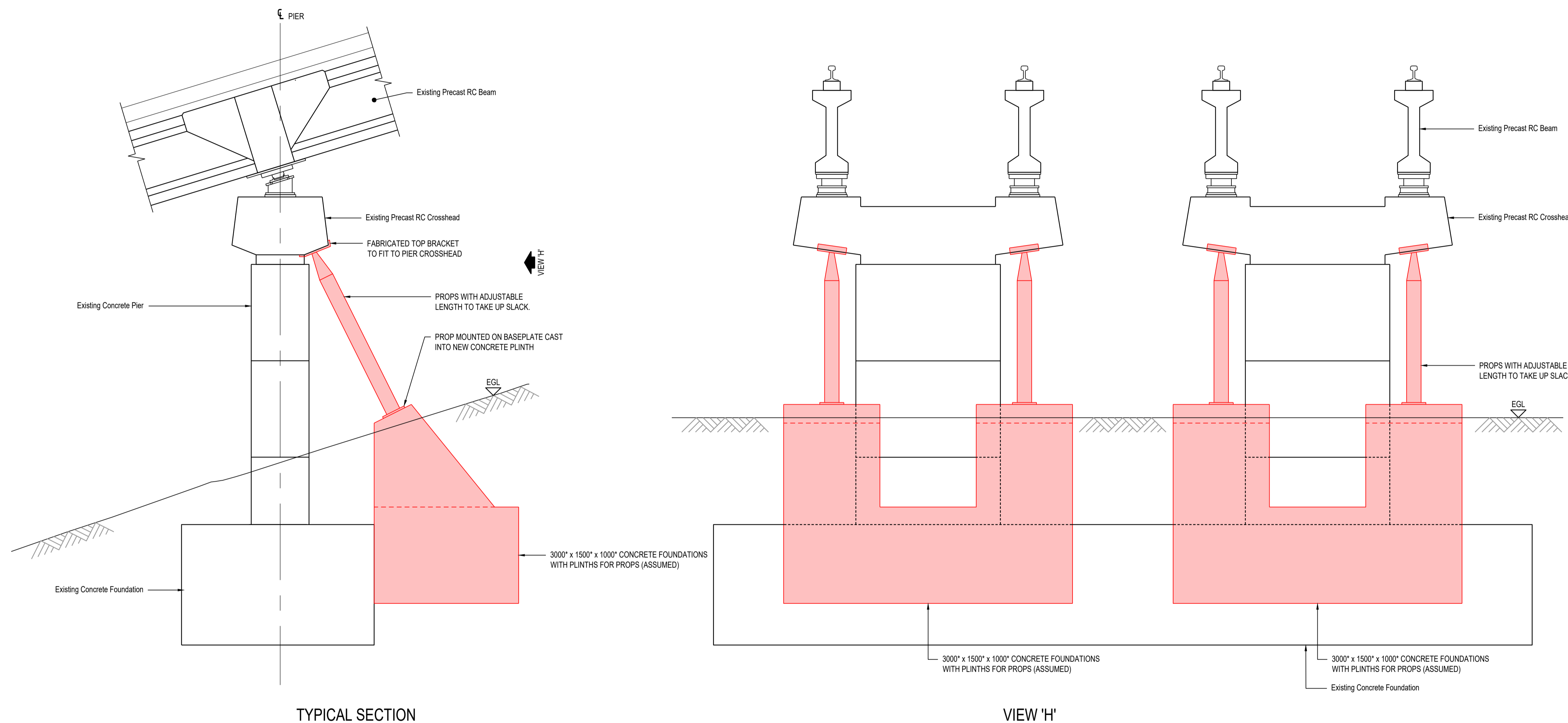
Client:
H I E
Highlands and Islands Enterprise
Iomairt na Gàidhealtachd 's nan Eilean

Project:
CAIRNGORM FUNICULAR VIADUCT
STRENGTHENING

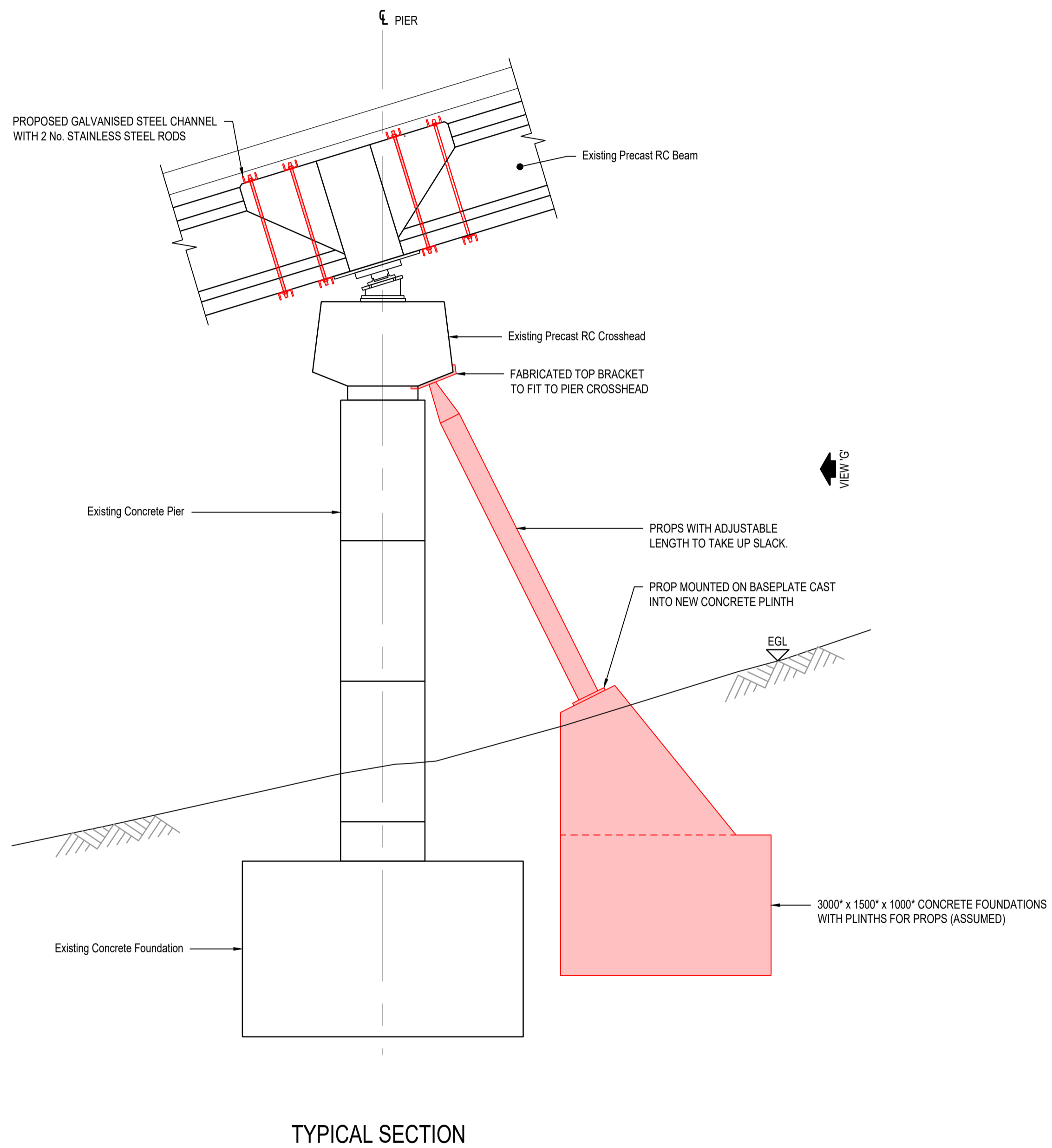
Title:
TYPICAL PASSING LOOP PIER 55
TYPICAL PROP DETAIL 1

Drawn by:	Designed by:	Checked by:
CHLG	AMCA	ARIN
Date:	Orig. Sheet Size:	Approved:
06.03.2020	A1	ARIN
Scales:	Status:	
1:25	FOR PLANNING	

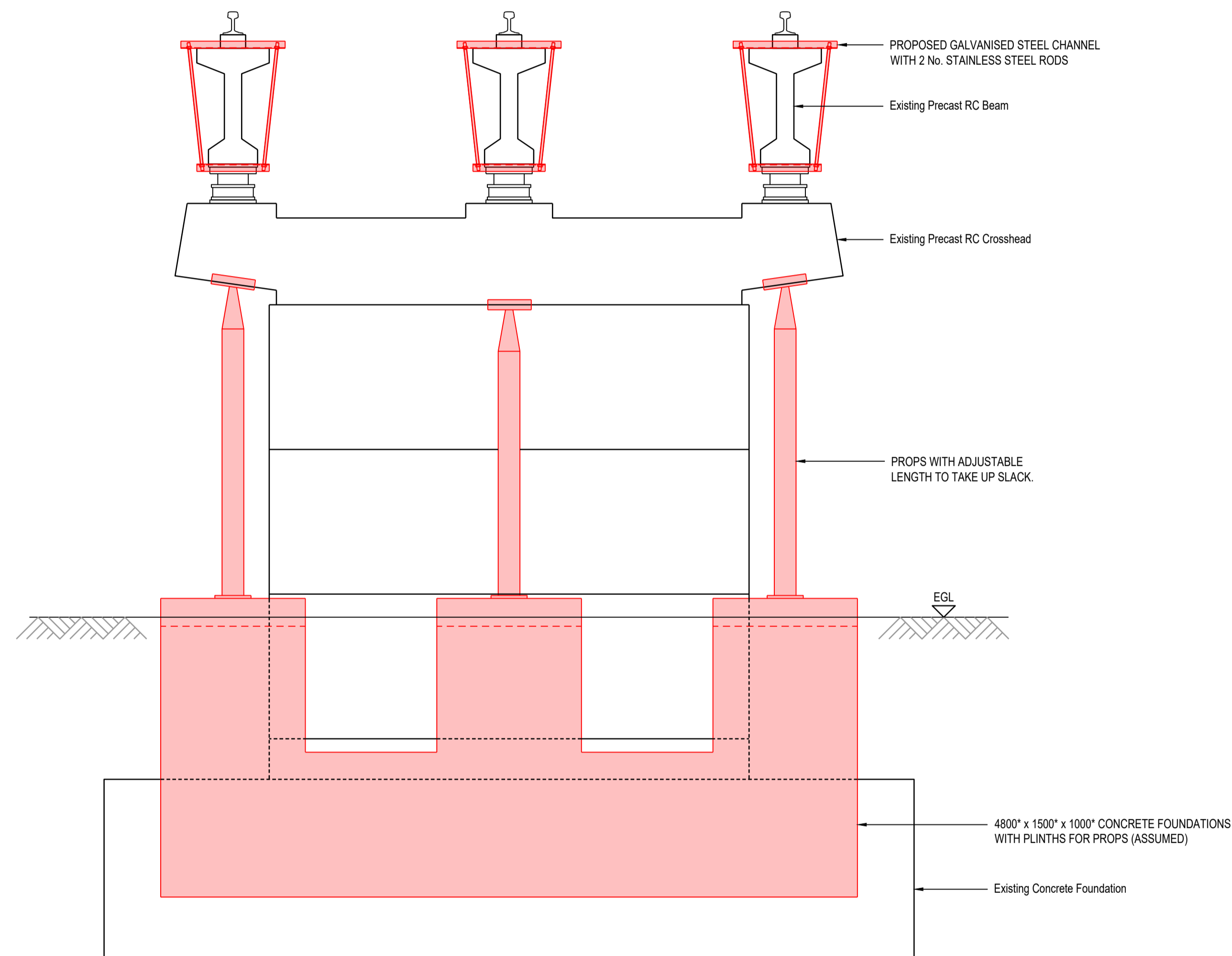
Drawing No: **A132354/CFV/PLN/DWG/925** Revision **02**



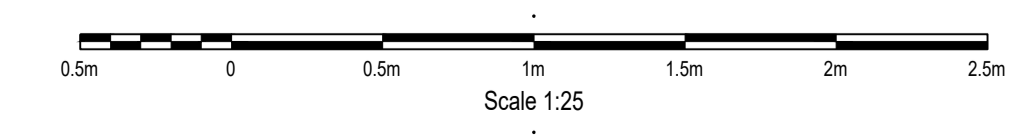
DRAWING FOR INFORMATION ONLY



TYPICAL SECTION



VIEW 'G'



- NOTES**
1. ALL DIMENSIONS IN MILLIMETRES AND ALL LEVELS IN METRES UNLESS SHOWN OTHERWISE.
 2. ALL LEVELS ARE IN METRES AND RELATE TO ORDNANCE DATUM UNLESS STATED OTHERWISE.
 3. DO NOT SCALE FROM THIS DRAWING. DO NOT TAKE DIGITAL DIMENSIONS OFF THIS DRAWING. WORK TO FIGURED DIMENSIONS ONLY - IF IN DOUBT ASK.
 4. DIMENSIONS MARKED * ARE INDICATIVE.
 5. GROUND LEVELS SHOWN AS INDICATIVE.

- REFERENCES**
- A132354/CFV/PLN/DWG/800 SITE LOCATION PLAN
 - A132354/CFV/PLN/DWG/900 OVERALL SITE PLAN AND LONGITUDINAL SECTION
 - A132354/CFV/PLN/DWG/901 PLAN AND LONGITUDINAL SECTION SHEET 1 OF 6
 - A132354/CFV/PLN/DWG/902 PLAN AND LONGITUDINAL SECTION SHEET 2 OF 6
 - A132354/CFV/PLN/DWG/903 PLAN AND LONGITUDINAL SECTION SHEET 3 OF 6
 - A132354/CFV/PLN/DWG/904 PLAN AND LONGITUDINAL SECTION SHEET 4 OF 6
 - A132354/CFV/PLN/DWG/905 PLAN AND LONGITUDINAL SECTION SHEET 5 OF 6
 - A132354/CFV/PLN/DWG/906 PLAN AND LONGITUDINAL SECTION SHEET 6 OF 6
 - A132354/CFV/PLN/DWG/910 PIER 41 TYPICAL PROP DETAIL
 - A132354/CFV/PLN/DWG/911 PIER 46 TYPICAL PROP DETAIL
 - A132354/CFV/PLN/DWG/920 TYPICAL TYPE 2 BEAM STRENGTHENING DETAILS
 - A132354/CFV/PLN/DWG/921 TYPICAL PASSING LOOP BEAM STRENGTHENING DETAILS
 - A132354/CFV/PLN/DWG/922 TYPICAL PASSING LOOP COMBINED BEAM STRENGTHENING DETAILS
 - A132354/CFV/PLN/DWG/923 TYPICAL PASSING LOOP PIER 55 COMBINED STRENGTHENING DETAILS
 - A132354/CFV/PLN/DWG/925 TYPICAL PASSING LOOP PIER 55 TYPICAL PROP DETAIL 1
 - A132354/CFV/PLN/DWG/926 TYPICAL PASSING LOOP PIER 56 TYPICAL PROP DETAIL 1
 - A132354/CFV/PLN/DWG/930 PLAN AND LONGITUDINAL SECTION SHOWING BEAM STRENGTHENING WORKS SHEET 1 OF 6
 - A132354/CFV/PLN/DWG/931 PLAN AND LONGITUDINAL SECTION SHOWING BEAM STRENGTHENING WORKS SHEET 2 OF 6
 - A132354/CFV/PLN/DWG/932 PLAN AND LONGITUDINAL SECTION SHOWING BEAM STRENGTHENING WORKS SHEET 3 OF 6
 - A132354/CFV/PLN/DWG/933 PLAN AND LONGITUDINAL SECTION SHOWING BEAM STRENGTHENING WORKS SHEET 4 OF 6
 - A132354/CFV/PLN/DWG/934 PLAN AND LONGITUDINAL SECTION SHOWING BEAM STRENGTHENING WORKS SHEET 5 OF 6
 - A132354/CFV/PLN/DWG/935 PLAN AND LONGITUDINAL SECTION SHOWING BEAM STRENGTHENING WORKS SHEET 6 OF 6

- LEGEND**
- PROPOSED PIER AND BEAM STRENGTHENING WORKS
 - PROPOSED GALVANISED STEEL CHANNEL WITH 2 No. STAINLESS STEEL RODS

TO BE REPRODUCED IN COLOUR

CURRENT VERSION INFORMATION
02. UPDATE TO LEGEND AND ADDITIONAL REFERENCE DRAWINGS ADDED TO LIST.

Rev	Revision Description	Drawn	Des'd	Chk'd	App'd	Date
02	PLANNING ISSUE		DABR	AMCA	ARIN	06.03.20
01	PLANNING ISSUE		CHLG	STHW	ARIN	17.02.20

THIS DRAWING IS THE PROPERTY OF COWI UK LIMITED AND MUST NOT BE COPIED OR USED FOR ANY PURPOSE OTHER THAN THAT FOR WHICH IT IS SUPPLIED. © COWI UK LTD

COWI 310 St Vincent Street, 5th Floor
Glasgow, G2 5RG, UK
Tel: +44 141 248 2410 E-Mail: info_@cowi.com

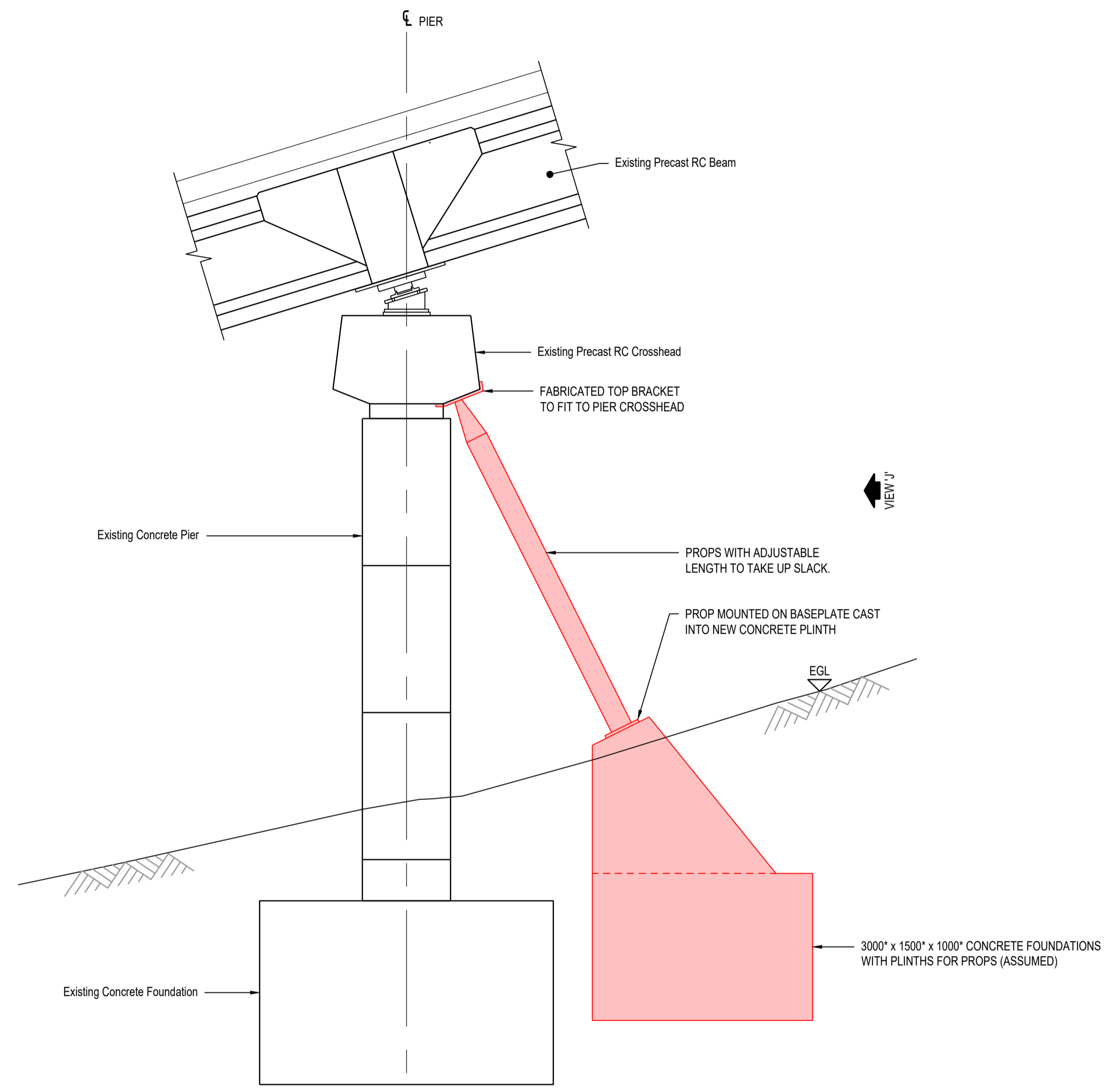
Client: **Highlands and Islands Enterprise**
Iomairt na Gàidhealtachd 's nan Eilean

Project: **CAIRNGORM FUNICULAR VIADUCT STRENGTHENING**

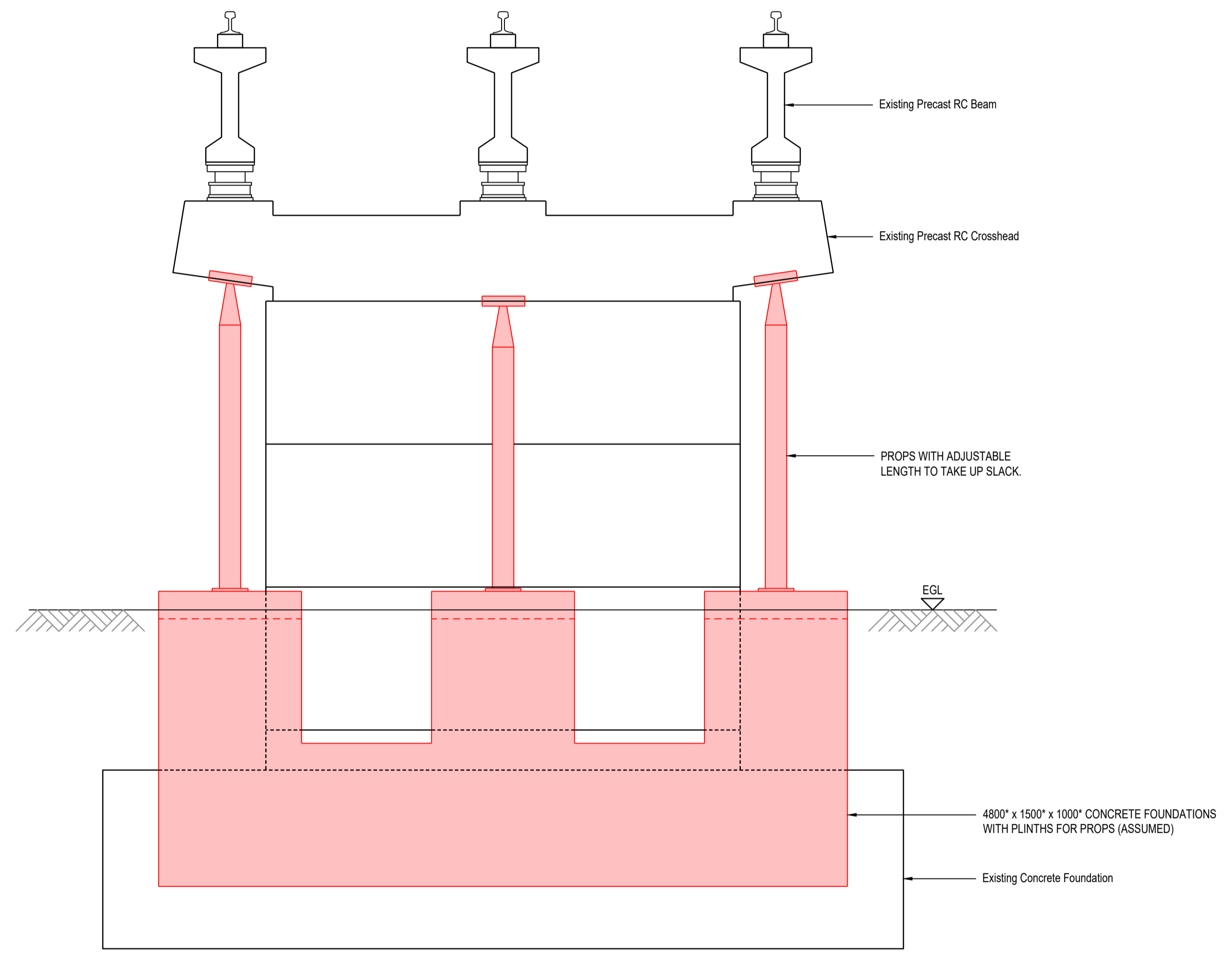
Title: **TYPICAL PASSING LOOP PIER 56 COMBINED STRENGTHENING DETAILS**

Drawn by:	Designed by:	Checked:
CHLG	STHW	ARIN
Date:	Orig. Sheet Size:	Approved:
12.02.2020	A1	ARIN
Scales:	Status:	
1:25	FOR PLANNING	

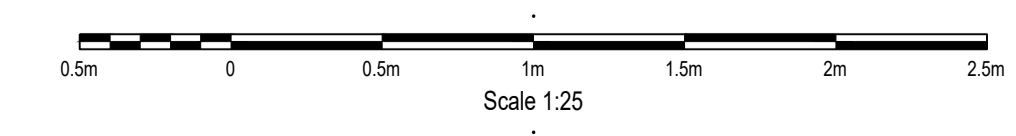
Drawing No: **A132354/CFV/PLN/DWG/924** Revision: **02**



TYPICAL SECTION



VIEW 'J'



- NOTES**
1. ALL DIMENSIONS IN MILLIMETRES AND ALL LEVELS IN METRES UNLESS SHOWN OTHERWISE.
 2. ALL LEVELS ARE IN METRES AND RELATE TO ORDNANCE DATUM UNLESS STATED OTHERWISE.
 3. DO NOT SCALE FROM THIS DRAWING. DO NOT TAKE DIGITAL DIMENSIONS OFF THIS DRAWING. WORK TO FIGURED DIMENSIONS ONLY - IF IN DOUBT ASK.
 4. DIMENSIONS MARKED * ARE INDICATIVE.
 5. GROUND LEVELS SHOWN AS INDICATIVE.

- REFERENCES**
- A132354/CFV/PLN/DWG/800 SITE LOCATION PLAN
 - A132354/CFV/PLN/DWG/900 OVERALL SITE PLAN AND LONGITUDINAL SECTION
 - A132354/CFV/PLN/DWG/901 PLAN AND LONGITUDINAL SECTION SHEET 1 OF 6
 - A132354/CFV/PLN/DWG/902 PLAN AND LONGITUDINAL SECTION SHEET 2 OF 6
 - A132354/CFV/PLN/DWG/903 PLAN AND LONGITUDINAL SECTION SHEET 3 OF 6
 - A132354/CFV/PLN/DWG/904 PLAN AND LONGITUDINAL SECTION SHEET 4 OF 6
 - A132354/CFV/PLN/DWG/905 PLAN AND LONGITUDINAL SECTION SHEET 5 OF 6
 - A132354/CFV/PLN/DWG/906 PLAN AND LONGITUDINAL SECTION SHEET 6 OF 6
 - A132354/CFV/PLN/DWG/910 PIER 41 TYPICAL PROP DETAIL
 - A132354/CFV/PLN/DWG/911 PIER 46 TYPICAL PROP DETAIL
 - A132354/CFV/PLN/DWG/920 TYPICAL TYPE 2 BEAM STRENGTHENING DETAILS
 - A132354/CFV/PLN/DWG/921 TYPICAL PASSING LOOP BEAM STRENGTHENING DETAILS
 - A132354/CFV/PLN/DWG/922 TYPICAL PASSING LOOP COMBINED BEAM STRENGTHENING DETAILS
 - A132354/CFV/PLN/DWG/923 TYPICAL PASSING LOOP PIER 55 COMBINED STRENGTHENING DETAILS
 - A132354/CFV/PLN/DWG/924 TYPICAL PASSING LOOP PIER 56 COMBINED STRENGTHENING DETAILS
 - A132354/CFV/PLN/DWG/925 TYPICAL PASSING LOOP PIER 55 TYPICAL PROP DETAIL 1
 - A132354/CFV/PLN/DWG/930 PLAN AND LONGITUDINAL SECTION SHOWING BEAM STRENGTHENING WORKS SHEET 1 OF 6
 - A132354/CFV/PLN/DWG/931 PLAN AND LONGITUDINAL SECTION SHOWING BEAM STRENGTHENING WORKS SHEET 2 OF 6
 - A132354/CFV/PLN/DWG/932 PLAN AND LONGITUDINAL SECTION SHOWING BEAM STRENGTHENING WORKS SHEET 3 OF 6
 - A132354/CFV/PLN/DWG/933 PLAN AND LONGITUDINAL SECTION SHOWING BEAM STRENGTHENING WORKS SHEET 4 OF 6
 - A132354/CFV/PLN/DWG/934 PLAN AND LONGITUDINAL SECTION SHOWING BEAM STRENGTHENING WORKS SHEET 5 OF 6
 - A132354/CFV/PLN/DWG/935 PLAN AND LONGITUDINAL SECTION SHOWING BEAM STRENGTHENING WORKS SHEET 6 OF 6

LEGEND

PROPOSED PIER WORKS

TO BE REPRODUCED IN COLOUR

CURRENT VERSION INFORMATION
02. INFORMATION STAMP REMOVED.

Rev	Revision Description	Drawn	Des'd	Chk'd	App'd	Date
02	PLANNING ISSUE	CHLG	AMCA	ARIN	ARIN	09.03.20
01	PLANNING ISSUE	CHLG	AMCA	ARIN	ARIN	06.03.20

THIS DRAWING IS THE PROPERTY OF COWI UK LIMITED AND MUST NOT BE COPIED OR USED FOR ANY PURPOSE OTHER THAN THAT FOR WHICH IT IS SUPPLIED. © COWI UK LTD

COWI 310 St Vincent Street, 5th Floor
Glasgow, G2 5RG, UK
Tel: +44 141 248 2410 E-Mail: info_@cowi.com

Client: 
Highlands and Islands Enterprise
Iomairt na Gàidhealtachd 's nan Eilean

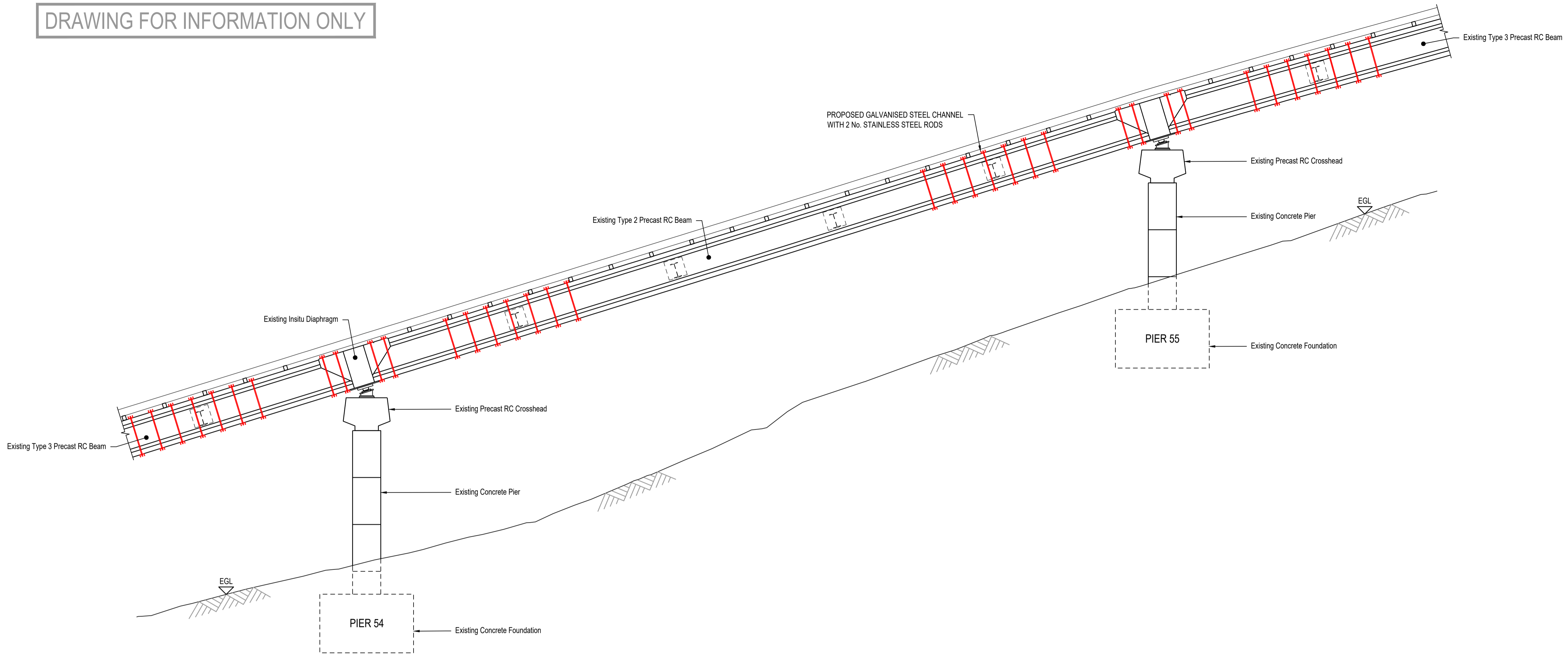
Project: CAIRNGORM FUNICULAR VIADUCT STRENGTHENING

Title: TYPICAL PASSING LOOP PIER 56 TYPICAL PROP DETAIL 1

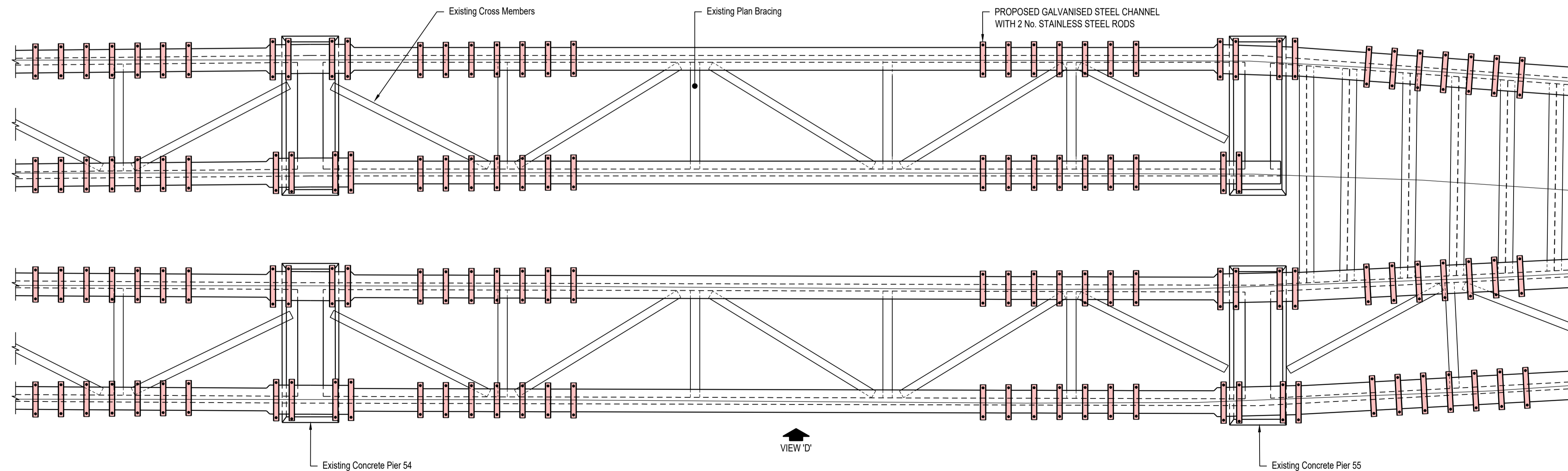
Drawn by:	Designed by:	Checked:
CHLG	AMCA	ARIN
Date:	Orig. Sheet Size:	Approved:
06.03.2020	A1	ARIN
Scales:	Status:	
1:25	FOR PLANNING	

Drawing No: **A132354/CFV/PLN/DWG/926** Revision **02**

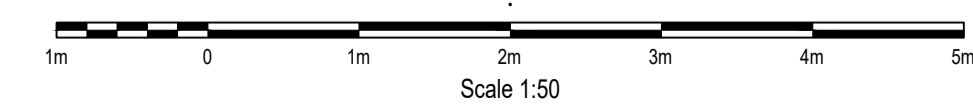
DRAWING FOR INFORMATION ONLY



VIEW 'D'
PIER 54 TO PIER 55



PLAN
PIER 54 TO PIER 55



NOTES

1. ALL DIMENSIONS IN MILLIMETRES AND ALL LEVELS IN METRES UNLESS SHOWN OTHERWISE.
2. ALL LEVELS ARE IN METRES AND RELATE TO ORDNANCE DATUM UNLESS STATED OTHERWISE.
3. DO NOT SCALE FROM THIS DRAWING. DO NOT TAKE DIGITAL DIMENSIONS OFF THIS DRAWING. WORK TO FIGURED DIMENSIONS ONLY - IF IN DOUBT ASK.

REFERENCES

- A132354/CFV/PLN/DWG/800 SITE LOCATION PLAN
- A132354/CFV/PLN/DWG/900 OVERALL SITE PLAN AND LONGITUDINAL SECTION
- A132354/CFV/PLN/DWG/901 PLAN AND LONGITUDINAL SECTION SHEET 1 OF 6
- A132354/CFV/PLN/DWG/902 PLAN AND LONGITUDINAL SECTION SHEET 2 OF 6
- A132354/CFV/PLN/DWG/903 PLAN AND LONGITUDINAL SECTION SHEET 3 OF 6
- A132354/CFV/PLN/DWG/904 PLAN AND LONGITUDINAL SECTION SHEET 4 OF 6
- A132354/CFV/PLN/DWG/905 PLAN AND LONGITUDINAL SECTION SHEET 5 OF 6
- A132354/CFV/PLN/DWG/906 PLAN AND LONGITUDINAL SECTION SHEET 6 OF 6
- A132354/CFV/PLN/DWG/910 PIER 41 TYPICAL PROP DETAIL
- A132354/CFV/PLN/DWG/911 PIER 46 TYPICAL PROP DETAIL
- A132354/CFV/PLN/DWG/920 TYPICAL TYPE 2 BEAM STRENGTHENING DETAILS
- A132354/CFV/PLN/DWG/922 TYPICAL PASSING LOOP COMBINED BEAM STRENGTHENING DETAILS
- A132354/CFV/PLN/DWG/923 TYPICAL PASSING LOOP PIER 55 COMBINED STRENGTHENING DETAILS
- A132354/CFV/PLN/DWG/924 TYPICAL PASSING LOOP PIER 56 COMBINED STRENGTHENING DETAILS
- A132354/CFV/PLN/DWG/925 TYPICAL PASSING LOOP PIER 55 TYPICAL PROP DETAIL 1
- A132354/CFV/PLN/DWG/926 TYPICAL PASSING LOOP PIER 56 TYPICAL PROP DETAIL 1
- A132354/CFV/PLN/DWG/930 PLAN AND LONGITUDINAL SECTION SHOWING BEAM STRENGTHENING WORKS SHEET 1 OF 6
- A132354/CFV/PLN/DWG/931 PLAN AND LONGITUDINAL SECTION SHOWING BEAM STRENGTHENING WORKS SHEET 2 OF 6
- A132354/CFV/PLN/DWG/932 PLAN AND LONGITUDINAL SECTION SHOWING BEAM STRENGTHENING WORKS SHEET 3 OF 6
- A132354/CFV/PLN/DWG/933 PLAN AND LONGITUDINAL SECTION SHOWING BEAM STRENGTHENING WORKS SHEET 4 OF 6
- A132354/CFV/PLN/DWG/934 PLAN AND LONGITUDINAL SECTION SHOWING BEAM STRENGTHENING WORKS SHEET 5 OF 6
- A132354/CFV/PLN/DWG/935 PLAN AND LONGITUDINAL SECTION SHOWING BEAM STRENGTHENING WORKS SHEET 6 OF 6

LEGEND

- PROPOSED BEAM STRENGTHENING WORKS
- PROPOSED GALVANISED STEEL CHANNEL WITH 2 No. STAINLESS STEEL RODS

TO BE REPRODUCED IN COLOUR

CURRENT VERSION INFORMATION

02. UPDATE TO LEGEND AND ADDITIONAL REFERENCE DRAWINGS ADDED TO LIST.

Rev	Revision Description	Drawn	Des'd	Chk'd	App'd	Date
02	PLANNING ISSUE		DABR	AMCA	ARIN	06.03.20
01	PLANNING ISSUE	CHLG	STHW	ARIN	ARIN	17.02.20

THIS DRAWING IS THE PROPERTY OF COWI UK LIMITED AND MUST NOT BE COPIED OR USED FOR ANY PURPOSE OTHER THAN THAT FOR WHICH IT IS SUPPLIED. © COWI UK LTD

COWI 310 St Vincent Street, 5th Floor
Glasgow, G2 5RG, UK
Tel: +44 141 249 2410 E-Mail: info_@cowi.com

Client:

Highlands and Islands Enterprise
Iomairt na Gàidhealtachd 's nan Eilean

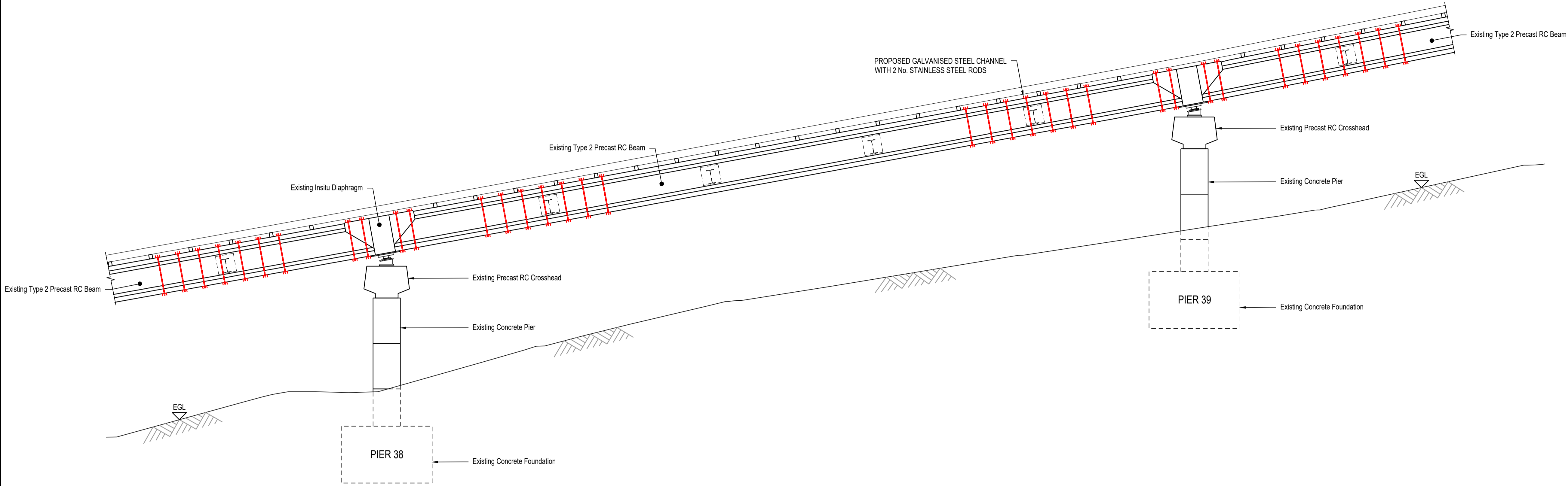
Project:
**CAIRNGORM FUNICULAR VIADUCT
STRENGTHENING**

Title:
**TYPICAL PASSING LOOP
BEAM STRENGTHENING DETAILS**

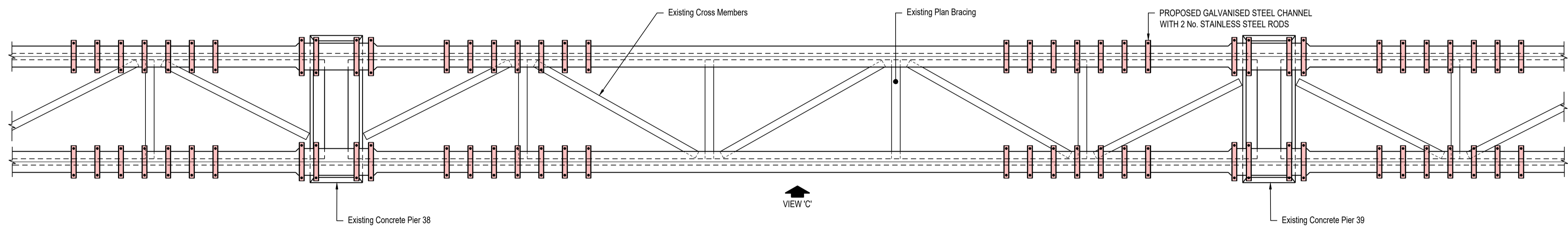
Drawn by: CHLG	Designed by: STHW	Checked: ARIN
Date: 03.02.2020	Orig. Sheet Size: A1	Approved: ARIN
Scales: 1:50	Status: FOR PLANNING	

Drawing No: **A132354/CFV/PLN/DWG/921** Revision: **02**

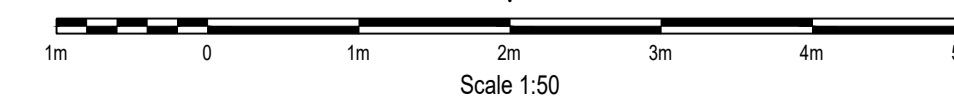
DRAWING FOR INFORMATION ONLY



VIEW 'C'
PIER 38 TO PIER 39



PLAN
PIER 38 TO PIER 39



NOTES

1. ALL DIMENSIONS IN MILLIMETRES AND ALL LEVELS IN METRES UNLESS SHOWN OTHERWISE.
2. ALL LEVELS ARE IN METRES AND RELATE TO ORDNANCE DATUM UNLESS STATED OTHERWISE.
3. DO NOT SCALE FROM THIS DRAWING. DO NOT TAKE DIGITAL DIMENSIONS OFF THIS DRAWING. WORK TO FIGURED DIMENSIONS ONLY - IF IN DOUBT ASK.

REFERENCES

- A132354/CFV/PLN/DWG/800 SITE LOCATION PLAN
- A132354/CFV/PLN/DWG/900 OVERALL SITE PLAN AND LONGITUDINAL SECTION
- A132354/CFV/PLN/DWG/901 PLAN AND LONGITUDINAL SECTION SHEET 1 OF 6
- A132354/CFV/PLN/DWG/902 PLAN AND LONGITUDINAL SECTION SHEET 2 OF 6
- A132354/CFV/PLN/DWG/903 PLAN AND LONGITUDINAL SECTION SHEET 3 OF 6
- A132354/CFV/PLN/DWG/904 PLAN AND LONGITUDINAL SECTION SHEET 4 OF 6
- A132354/CFV/PLN/DWG/905 PLAN AND LONGITUDINAL SECTION SHEET 5 OF 6
- A132354/CFV/PLN/DWG/906 PLAN AND LONGITUDINAL SECTION SHEET 6 OF 6
- A132354/CFV/PLN/DWG/910 PIER 41 TYPICAL PROP DETAIL
- A132354/CFV/PLN/DWG/911 PIER 46 TYPICAL PROP DETAIL
- A132354/CFV/PLN/DWG/921 TYPICAL PASSING LOOP BEAM STRENGTHENING DETAILS
- A132354/CFV/PLN/DWG/922 TYPICAL PASSING LOOP COMBINED BEAM STRENGTHENING DETAILS
- A132354/CFV/PLN/DWG/923 TYPICAL PASSING LOOP PIER 55 COMBINED STRENGTHENING DETAILS
- A132354/CFV/PLN/DWG/924 TYPICAL PASSING LOOP PIER 56 COMBINED STRENGTHENING DETAILS
- A132354/CFV/PLN/DWG/925 TYPICAL PASSING LOOP PIER 55 TYPICAL PROP DETAIL 1
- A132354/CFV/PLN/DWG/926 TYPICAL PASSING LOOP PIER 56 TYPICAL PROP DETAIL 1
- A132354/CFV/PLN/DWG/930 PLAN AND LONGITUDINAL SECTION SHOWING BEAM STRENGTHENING WORKS SHEET 1 OF 6
- A132354/CFV/PLN/DWG/931 PLAN AND LONGITUDINAL SECTION SHOWING BEAM STRENGTHENING WORKS SHEET 2 OF 6
- A132354/CFV/PLN/DWG/932 PLAN AND LONGITUDINAL SECTION SHOWING BEAM STRENGTHENING WORKS SHEET 3 OF 6
- A132354/CFV/PLN/DWG/933 PLAN AND LONGITUDINAL SECTION SHOWING BEAM STRENGTHENING WORKS SHEET 4 OF 6
- A132354/CFV/PLN/DWG/934 PLAN AND LONGITUDINAL SECTION SHOWING BEAM STRENGTHENING WORKS SHEET 5 OF 6
- A132354/CFV/PLN/DWG/935 PLAN AND LONGITUDINAL SECTION SHOWING BEAM STRENGTHENING WORKS SHEET 6 OF 6

LEGEND

- PROPOSED BEAM STRENGTHENING WORKS
- PROPOSED GALVANISED STEEL CHANNEL WITH 2 No. STAINLESS STEEL RODS

TO BE REPRODUCED IN COLOUR

CURRENT VERSION INFORMATION

03. UPDATE TO LEGEND AND ADDITIONAL REFERENCE DRAWINGS ADDED TO LIST.

Rev	Revision Description	Drawn	Des'd	Chk'd	App'd	Date
03	PLANNING ISSUE		DABR/AMCA	ARIN	ARIN	06.03.20
02	PLANNING ISSUE		CHLG/STHW	ARIN	ARIN	17.02.20
01	PLANNING ISSUE		CHLG/STHW	ARIN	ARIN	31.01.20

THIS DRAWING IS THE PROPERTY OF COWI UK LIMITED AND MUST NOT BE COPIED OR USED FOR ANY PURPOSE OTHER THAN THAT FOR WHICH IT IS SUPPLIED. © COWI UK LTD

COWI 310 St Vincent Street, 5th Floor
Glasgow, G2 5RG, UK
Tel: +44 141 248 2410 E-Mail: info_@cowi.com

Client:

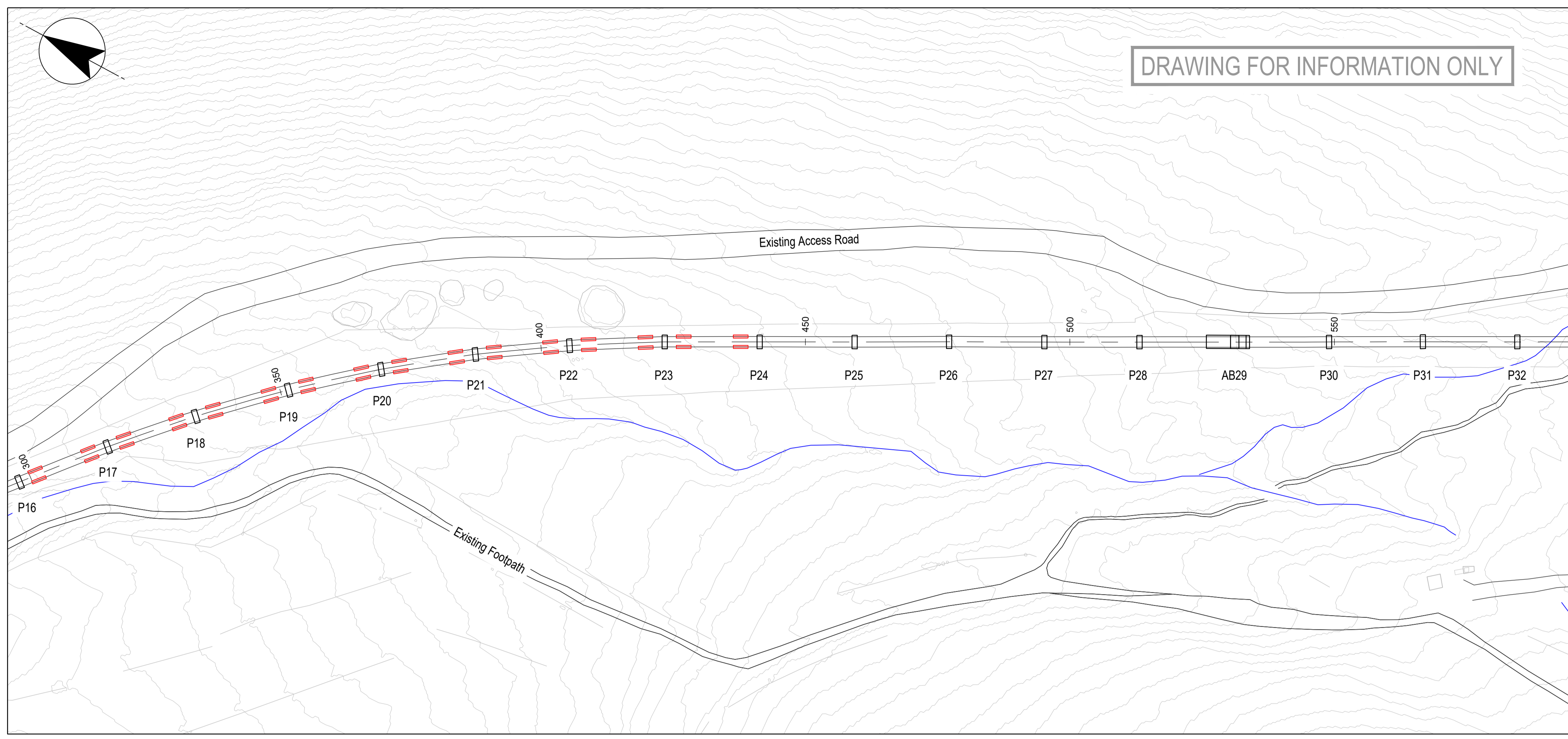
Highlands and Islands Enterprise
Iomairt na Gàidhealtachd 's nan Eilean

Project:
CAIRNGORM FUNICULAR VIADUCT STRENGTHENING

Title:
TYPICAL TYPE 2 BEAM STRENGTHENING DETAILS

Drawn by: CHLG	Designed by: STHW	Checked: ARIN
Date: 24.01.2020	Orig. Sheet Size: A1	Approved: ARIN
Scales: 1:50	Status: FOR PLANNING	

Drawing No: **A132354/CFV/PLN/DWG/920** Revision: **03**

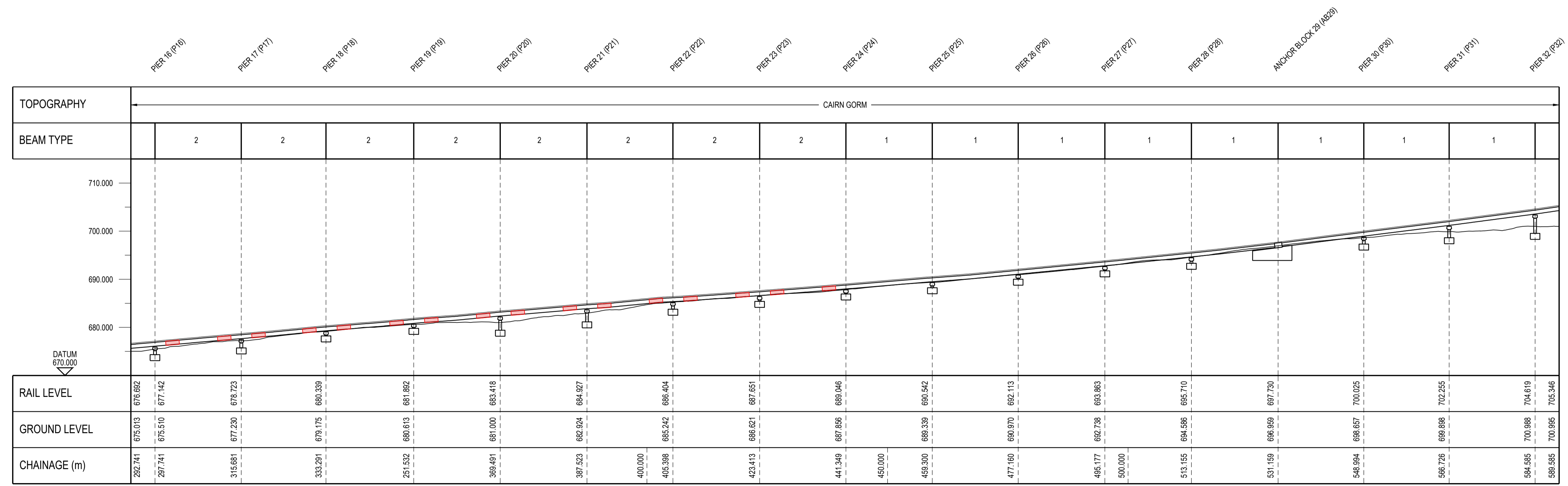


PLAN
PIER 16 - PIER 32

- NOTES**
1. ALL DIMENSIONS IN MILLIMETRES AND ALL LEVELS IN METRES UNLESS SHOWN OTHERWISE.
 2. ALL LEVELS ARE IN METRES AND RELATE TO ORDNANCE DATUM UNLESS STATED OTHERWISE.
 3. DO NOT SCALE FROM THIS DRAWING. DO NOT TAKE DIGITAL DIMENSIONS OFF THIS DRAWING. WORK TO FIGURED DIMENSIONS ONLY - IF IN DOUBT ASK.

- REFERENCES**
- A132354/CFV/PLN/DWG/800 SITE LOCATION PLAN
 - A132354/CFV/PLN/DWG/900 OVERALL SITE PLAN AND LONGITUDINAL SECTION
 - A132354/CFV/PLN/DWG/901 PLAN AND LONGITUDINAL SECTION SHEET 1 OF 6
 - A132354/CFV/PLN/DWG/902 PLAN AND LONGITUDINAL SECTION SHEET 2 OF 6
 - A132354/CFV/PLN/DWG/903 PLAN AND LONGITUDINAL SECTION SHEET 3 OF 6
 - A132354/CFV/PLN/DWG/904 PLAN AND LONGITUDINAL SECTION SHEET 4 OF 6
 - A132354/CFV/PLN/DWG/905 PLAN AND LONGITUDINAL SECTION SHEET 5 OF 6
 - A132354/CFV/PLN/DWG/906 PLAN AND LONGITUDINAL SECTION SHEET 6 OF 6
 - A132354/CFV/PLN/DWG/910 PIER 41 TYPICAL PROP DETAIL
 - A132354/CFV/PLN/DWG/911 PIER 46 TYPICAL PROP DETAIL
 - A132354/CFV/PLN/DWG/920 TYPICAL TYPE 2 BEAM STRENGTHENING DETAILS
 - A132354/CFV/PLN/DWG/921 TYPICAL PASSING LOOP BEAM STRENGTHENING DETAILS
 - A132354/CFV/PLN/DWG/922 TYPICAL PASSING LOOP COMBINED BEAM STRENGTHENING DETAILS
 - A132354/CFV/PLN/DWG/923 TYPICAL PASSING LOOP PIER 55 COMBINED STRENGTHENING DETAILS
 - A132354/CFV/PLN/DWG/924 TYPICAL PASSING LOOP PIER 56 COMBINED STRENGTHENING DETAILS
 - A132354/CFV/PLN/DWG/925 TYPICAL PASSING LOOP PIER 55 TYPICAL PROP DETAIL 1
 - A132354/CFV/PLN/DWG/926 TYPICAL PASSING LOOP PIER 56 TYPICAL PROP DETAIL 1
 - A132354/CFV/PLN/DWG/930 PLAN AND LONGITUDINAL SECTION SHOWING BEAM STRENGTHENING WORKS SHEET 1 OF 6
 - A132354/CFV/PLN/DWG/932 PLAN AND LONGITUDINAL SECTION SHOWING BEAM STRENGTHENING WORKS SHEET 3 OF 6
 - A132354/CFV/PLN/DWG/933 PLAN AND LONGITUDINAL SECTION SHOWING BEAM STRENGTHENING WORKS SHEET 4 OF 6
 - A132354/CFV/PLN/DWG/934 PLAN AND LONGITUDINAL SECTION SHOWING BEAM STRENGTHENING WORKS SHEET 5 OF 6
 - A132354/CFV/PLN/DWG/935 PLAN AND LONGITUDINAL SECTION SHOWING BEAM STRENGTHENING WORKS SHEET 6 OF 6

- LEGEND**
- FUNICULAR CABLEWAY
 - EXISTING PIER LOCATIONS PLAN / ELEVATION
 - PROPOSED BEAM STRENGTHENING
 - EXISTING WATERCOURSE



LONGITUDINAL SECTION
PIER 16 - PIER 32
SCALE HORZ 1:500, VERT 1:500

CURRENT VERSION INFORMATION
02. UPDATE TO LEGEND AND ADDITIONAL REFERENCE DRAWINGS ADDED TO LIST.

Rev	Revision Description	Drawn	Des'd	Chk'd	App'd	Date
02	PLANNING ISSUE		DABR	AMCA	ARIN	06.03.20
01	PLANNING ISSUE		CHLG	STHW	ARIN	17.02.20

THIS DRAWING IS THE PROPERTY OF COWI UK LIMITED AND MUST NOT BE COPIED OR USED FOR ANY PURPOSE OTHER THAN THAT FOR WHICH IT IS SUPPLIED. © COWI UK LTD

COWI 310 St Vincent Street, 5th Floor
Glasgow, G2 5RG, UK
Tel: +44 141 249 2410 E-Mail: info_@cowi.com

Client: **HIE Highlands and Islands Enterprise**
Iomairt na Gàidhealtachd 's nan Eilean

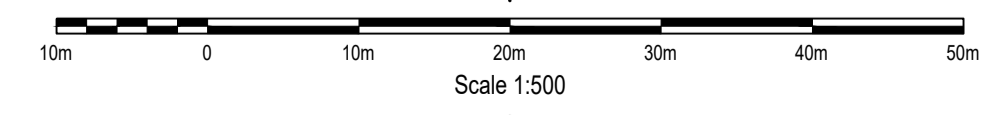
Project: **CAIRNGORM FUNICULAR VIADUCT STRENGTHENING**

Title: **PLAN AND LONGITUDINAL SECTION SHOWING BEAM STRENGTHENING WORKS SHEET 2 OF 6**

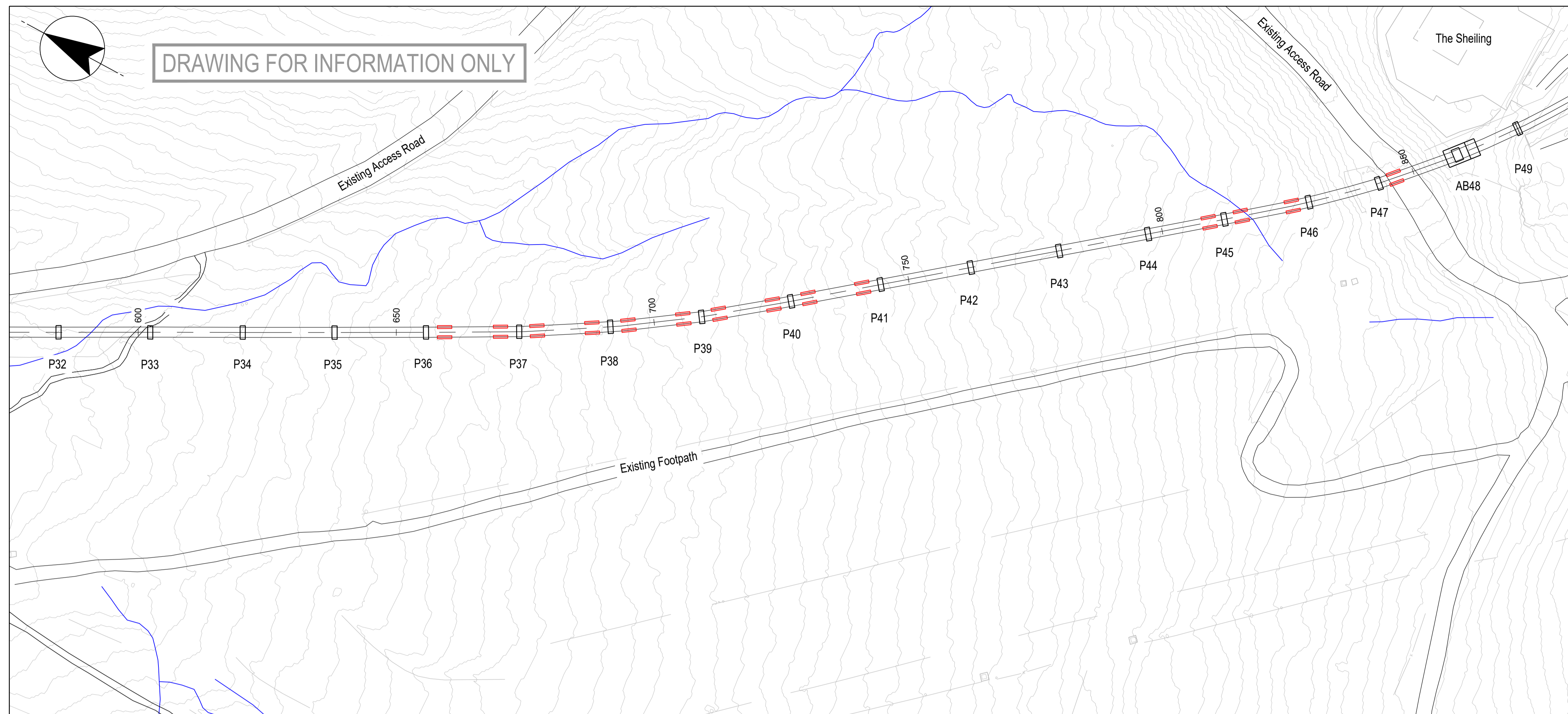
Drawn by: CHLG	Designed by: STHW	Checked: ARIN
Date: 28.01.2020	Orig. Sheet Size: A1	Approved: ARIN
Scales: 1:500	Status: FOR PLANNING	

Drawing No: **A132354/CFV/PLN/DWG/931** Revision: **02**

TO BE REPRODUCED IN COLOUR

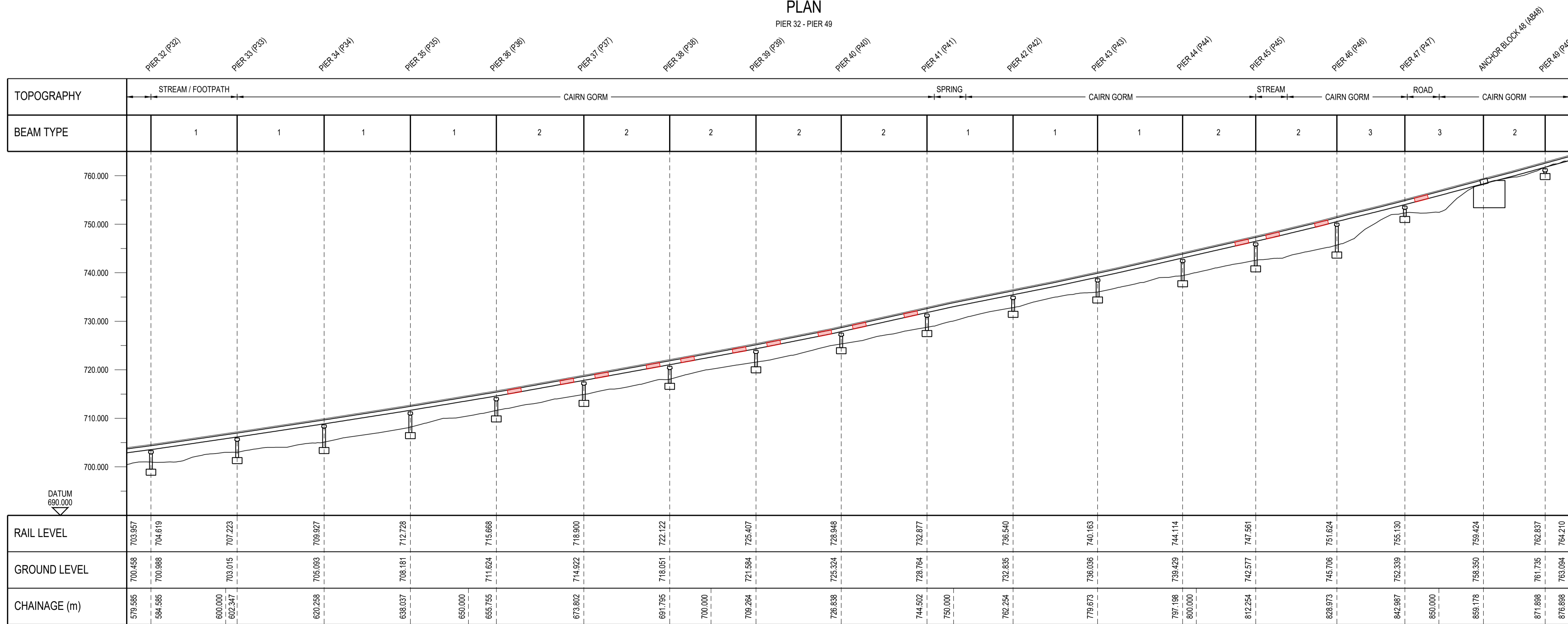


DRAWING FOR INFORMATION ONLY



PLAN

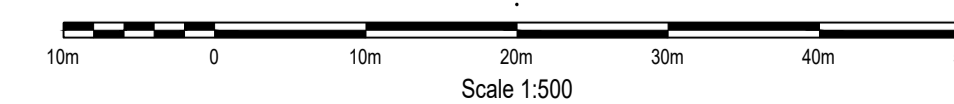
PIER 32 - PIER 49



LONGITUDINAL SECTION

PIER 32 - PIER 49

SCALE HORZ 1:500, VERT 1:500



TO BE REPRODUCED IN COLOUR

- NOTES
- ALL DIMENSIONS IN MILLIMETRES AND ALL LEVELS IN METRES UNLESS SHOWN OTHERWISE.
 - ALL LEVELS ARE IN METRES AND RELATE TO ORDNANCE DATUM UNLESS STATED OTHERWISE.
 - DO NOT SCALE FROM THIS DRAWING. DO NOT TAKE DIGITAL DIMENSIONS OFF THIS DRAWING. WORK TO FIGURED DIMENSIONS ONLY - IF IN DOUBT ASK.

- REFERENCES
- A132354/CFV/PLN/DWG/800 SITE LOCATION PLAN
 - A132354/CFV/PLN/DWG/900 OVERALL SITE PLAN AND LONGITUDINAL SECTION
 - A132354/CFV/PLN/DWG/901 PLAN AND LONGITUDINAL SECTION SHEET 1 OF 6
 - A132354/CFV/PLN/DWG/902 PLAN AND LONGITUDINAL SECTION SHEET 2 OF 6
 - A132354/CFV/PLN/DWG/903 PLAN AND LONGITUDINAL SECTION SHEET 3 OF 6
 - A132354/CFV/PLN/DWG/904 PLAN AND LONGITUDINAL SECTION SHEET 4 OF 6
 - A132354/CFV/PLN/DWG/905 PLAN AND LONGITUDINAL SECTION SHEET 5 OF 6
 - A132354/CFV/PLN/DWG/906 PLAN AND LONGITUDINAL SECTION SHEET 6 OF 6
 - A132354/CFV/PLN/DWG/910 PIER 41 TYPICAL PROP DETAIL
 - A132354/CFV/PLN/DWG/911 PIER 46 TYPICAL PROP DETAIL
 - A132354/CFV/PLN/DWG/920 TYPICAL TYPE 2 BEAM STRENGTHENING DETAILS
 - A132354/CFV/PLN/DWG/921 TYPICAL PASSING LOOP BEAM STRENGTHENING DETAILS
 - A132354/CFV/PLN/DWG/922 TYPICAL PASSING LOOP COMBINED BEAM STRENGTHENING DETAILS
 - A132354/CFV/PLN/DWG/923 TYPICAL PASSING LOOP PIER 55 COMBINED STRENGTHENING DETAILS
 - A132354/CFV/PLN/DWG/924 TYPICAL PASSING LOOP PIER 56 COMBINED STRENGTHENING DETAILS
 - A132354/CFV/PLN/DWG/925 TYPICAL PASSING LOOP PIER 55 TYPICAL PROP DETAIL 1
 - A132354/CFV/PLN/DWG/926 TYPICAL PASSING LOOP PIER 56 TYPICAL PROP DETAIL 1
 - A132354/CFV/PLN/DWG/930 PLAN AND LONGITUDINAL SECTION SHOWING BEAM STRENGTHENING WORKS SHEET 1 OF 6
 - A132354/CFV/PLN/DWG/931 PLAN AND LONGITUDINAL SECTION SHOWING BEAM STRENGTHENING WORKS SHEET 2 OF 6
 - A132354/CFV/PLN/DWG/933 PLAN AND LONGITUDINAL SECTION SHOWING BEAM STRENGTHENING WORKS SHEET 4 OF 6
 - A132354/CFV/PLN/DWG/934 PLAN AND LONGITUDINAL SECTION SHOWING BEAM STRENGTHENING WORKS SHEET 5 OF 6
 - A132354/CFV/PLN/DWG/935 PLAN AND LONGITUDINAL SECTION SHOWING BEAM STRENGTHENING WORKS SHEET 6 OF 6

- LEGEND
- FUNICULAR CABLEWAY
 - EXISTING PIER LOCATIONS PLAN / ELEVATION
 - PROPOSED BEAM STRENGTHENING
 - EXISTING WATERCOURSE

CURRENT VERSION INFORMATION

02. UPDATE TO LEGEND AND ADDITIONAL REFERENCE DRAWINGS ADDED TO LIST.

Rev	Revision Description	Drawn	Des'd	Chk'd	App'd	Date
02	PLANNING ISSUE					06.03.20
01	PLANNING ISSUE	CHLG	STHW	ARIN	ARIN	17.02.20

THIS DRAWING IS THE PROPERTY OF COWI UK LIMITED AND MUST NOT BE COPIED OR USED FOR ANY PURPOSE OTHER THAN THAT FOR WHICH IT IS SUPPLIED. © COWI UK LTD

COWI 310 St Vincent Street, 5th Floor
Glasgow, G2 5RG, UK
Tel: +44 141 249 2410 E-Mail: info@cowi.com

Client: **HIE**
Highlands and Islands Enterprise
Iomairt na Gàidhealtachd 's nan Eilean

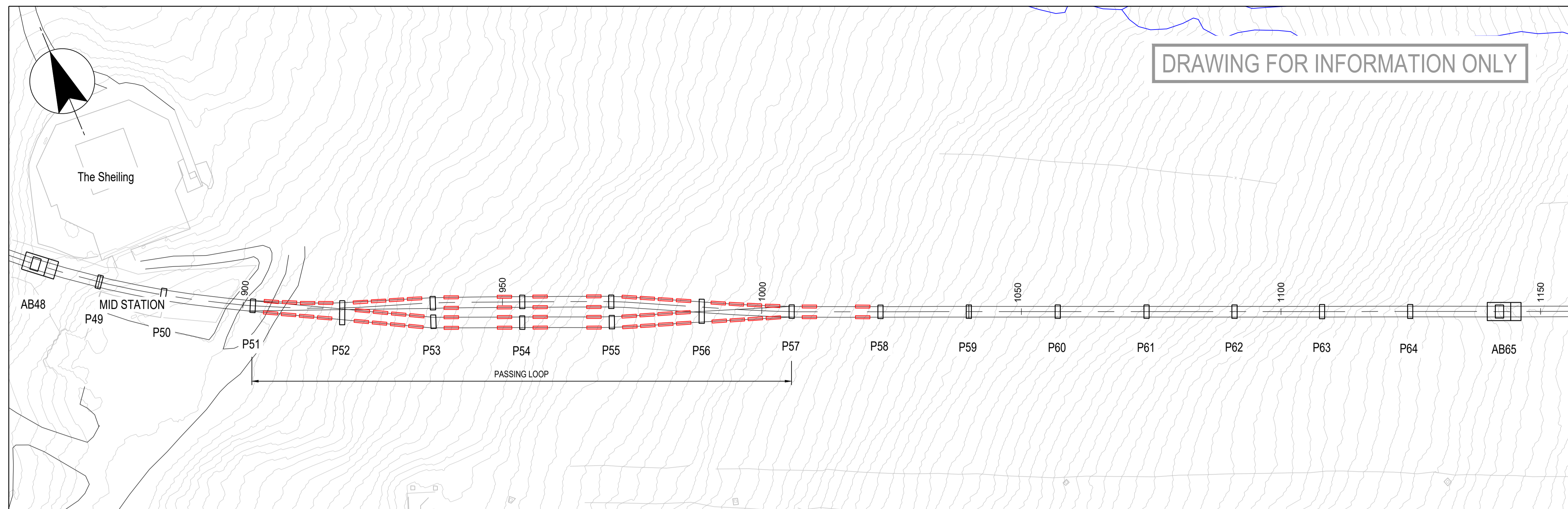
Project: CAIRNGORM FUNICULAR VIADUCT STRENGTHENING

Title: PLAN AND LONGITUDINAL SECTION SHOWING BEAM STRENGTHENING WORKS SHEET 3 OF 6

Drawn by: CHLG Designed by: STHW Checked: ARIN
Date: 28.01.2020 Orig. Sheet Size: A1 Approved: ARIN

Scales: 1:500 Status: FOR PLANNING

Drawing No: A132354/CFV/PLN/DWG/932 Revision: 02



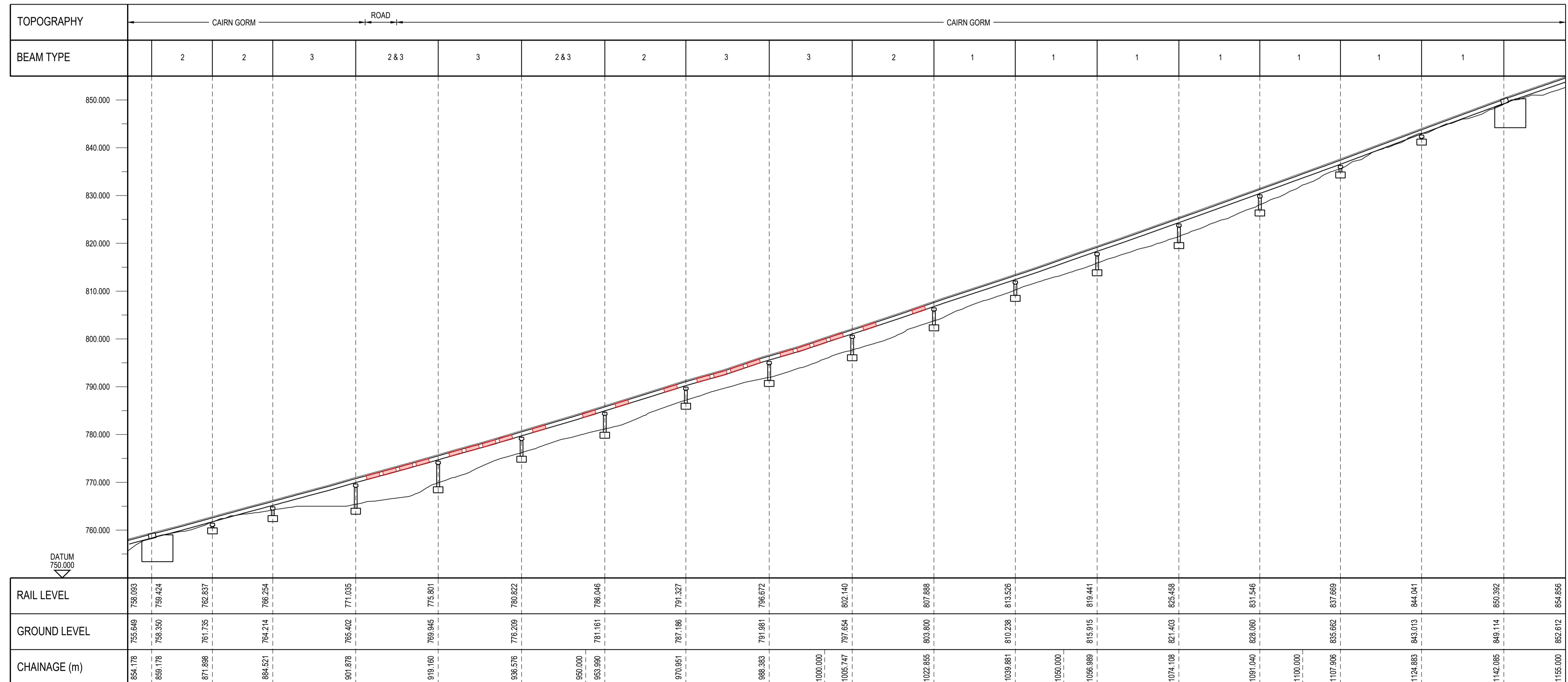
DRAWING FOR INFORMATION ONLY

PLAN
ANCHOR BLOCK 48 - ANCHOR BLOCK 65

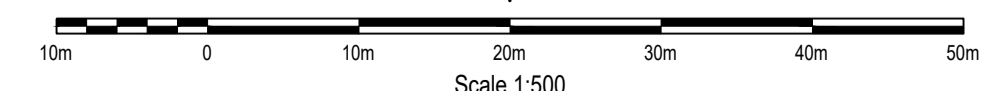
- NOTES**
1. ALL DIMENSIONS IN MILLIMETRES AND ALL LEVELS IN METRES UNLESS SHOWN OTHERWISE.
 2. ALL LEVELS ARE IN METRES AND RELATE TO ORDNANCE DATUM UNLESS STATED OTHERWISE.
 3. DO NOT SCALE FROM THIS DRAWING. DO NOT TAKE DIGITAL DIMENSIONS OFF THIS DRAWING. WORK TO FIGURED DIMENSIONS ONLY - IF IN DOUBT ASK.

- REFERENCES**
- A132354/CFV/PLN/DWG/800 SITE LOCATION PLAN
 - A132354/CFV/PLN/DWG/900 OVERALL SITE PLAN AND LONGITUDINAL SECTION
 - A132354/CFV/PLN/DWG/901 PLAN AND LONGITUDINAL SECTION SHEET 1 OF 6
 - A132354/CFV/PLN/DWG/902 PLAN AND LONGITUDINAL SECTION SHEET 2 OF 6
 - A132354/CFV/PLN/DWG/903 PLAN AND LONGITUDINAL SECTION SHEET 3 OF 6
 - A132354/CFV/PLN/DWG/904 PLAN AND LONGITUDINAL SECTION SHEET 4 OF 6
 - A132354/CFV/PLN/DWG/905 PLAN AND LONGITUDINAL SECTION SHEET 5 OF 6
 - A132354/CFV/PLN/DWG/906 PLAN AND LONGITUDINAL SECTION SHEET 6 OF 6
 - A132354/CFV/PLN/DWG/910 PIER 41 TYPICAL PROP DETAIL
 - A132354/CFV/PLN/DWG/911 PIER 46 TYPICAL PROP DETAIL
 - A132354/CFV/PLN/DWG/920 TYPICAL TYPE 2 BEAM STRENGTHENING DETAILS
 - A132354/CFV/PLN/DWG/921 TYPICAL PASSING LOOP BEAM STRENGTHENING DETAILS
 - A132354/CFV/PLN/DWG/922 TYPICAL PASSING LOOP COMBINED BEAM STRENGTHENING DETAILS
 - A132354/CFV/PLN/DWG/923 TYPICAL PASSING LOOP PIER 55 COMBINED STRENGTHENING DETAILS
 - A132354/CFV/PLN/DWG/924 TYPICAL PASSING LOOP PIER 56 COMBINED STRENGTHENING DETAILS
 - A132354/CFV/PLN/DWG/925 TYPICAL PASSING LOOP PIER 55 TYPICAL PROP DETAIL 1
 - A132354/CFV/PLN/DWG/926 TYPICAL PASSING LOOP PIER 56 TYPICAL PROP DETAIL 1
 - A132354/CFV/PLN/DWG/930 PLAN AND LONGITUDINAL SECTION SHOWING BEAM STRENGTHENING WORKS SHEET 1 OF 6
 - A132354/CFV/PLN/DWG/931 PLAN AND LONGITUDINAL SECTION SHOWING BEAM STRENGTHENING WORKS SHEET 2 OF 6
 - A132354/CFV/PLN/DWG/932 PLAN AND LONGITUDINAL SECTION SHOWING BEAM STRENGTHENING WORKS SHEET 3 OF 6
 - A132354/CFV/PLN/DWG/934 PLAN AND LONGITUDINAL SECTION SHOWING BEAM STRENGTHENING WORKS SHEET 5 OF 6
 - A132354/CFV/PLN/DWG/935 PLAN AND LONGITUDINAL SECTION SHOWING BEAM STRENGTHENING WORKS SHEET 6 OF 6

- LEGEND**
- FUNICULAR CABLEWAY
 - EXISTING PIER LOCATIONS PLAN / ELEVATION
 - PROPOSED BEAM STRENGTHENING
 - EXISTING WATERCOURSE



LONGITUDINAL SECTION
ANCHOR BLOCK 48 - ANCHOR BLOCK 65
SCALE HORZ 1:500, VERT 1:500



TO BE REPRODUCED IN COLOUR

CURRENT VERSION INFORMATION
02. UPDATE TO LEGEND AND ADDITIONAL REFERENCE DRAWINGS ADDED TO LIST.

Rev	Revision Description	Drawn	Des'd	Chk'd	App'd	Date
02	PLANNING ISSUE		DABR	AMCA	ARIN	06.03.20
01	PLANNING ISSUE	CHLG	STHW	ARIN	ARIN	17.02.20

THIS DRAWING IS THE PROPERTY OF COWI UK LIMITED AND MUST NOT BE COPIED OR USED FOR ANY PURPOSE OTHER THAN THAT FOR WHICH IT IS SUPPLIED. © COWI UK LTD

COWI 310 St Vincent Street, 5th Floor
Glasgow, G2 5RG, UK
Tel: +44 141 249 2410 E-Mail: info_uk@cowi.com

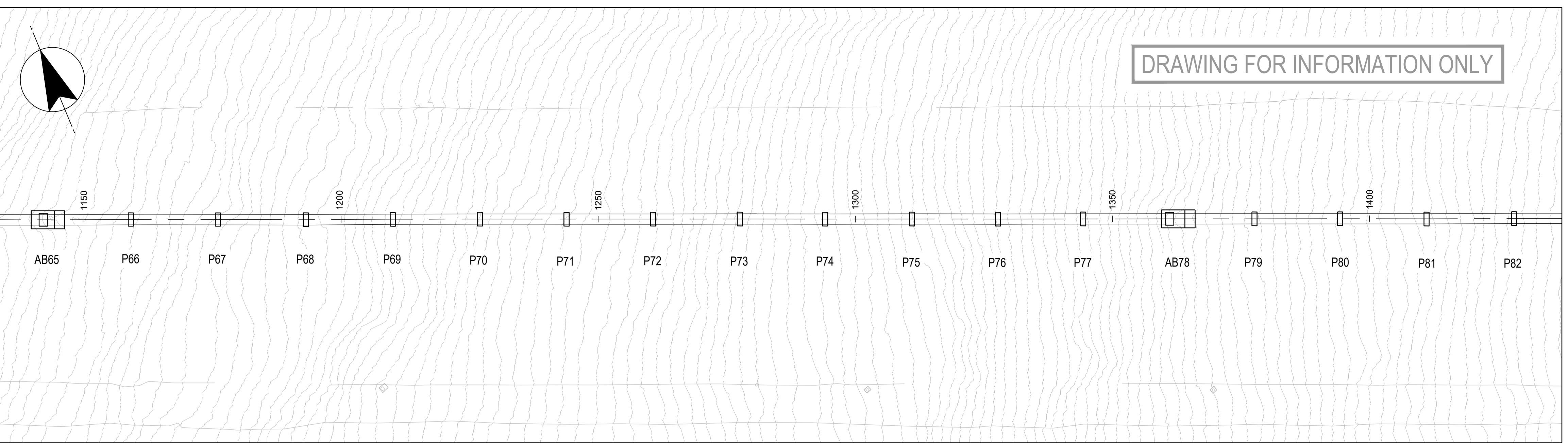
Client: **HIE**
Highlands and Islands Enterprise
Iomairt na Gàidhealtachd 's nan Eilean

Project: **CAIRNGORM FUNICULAR VIADUCT STRENGTHENING**

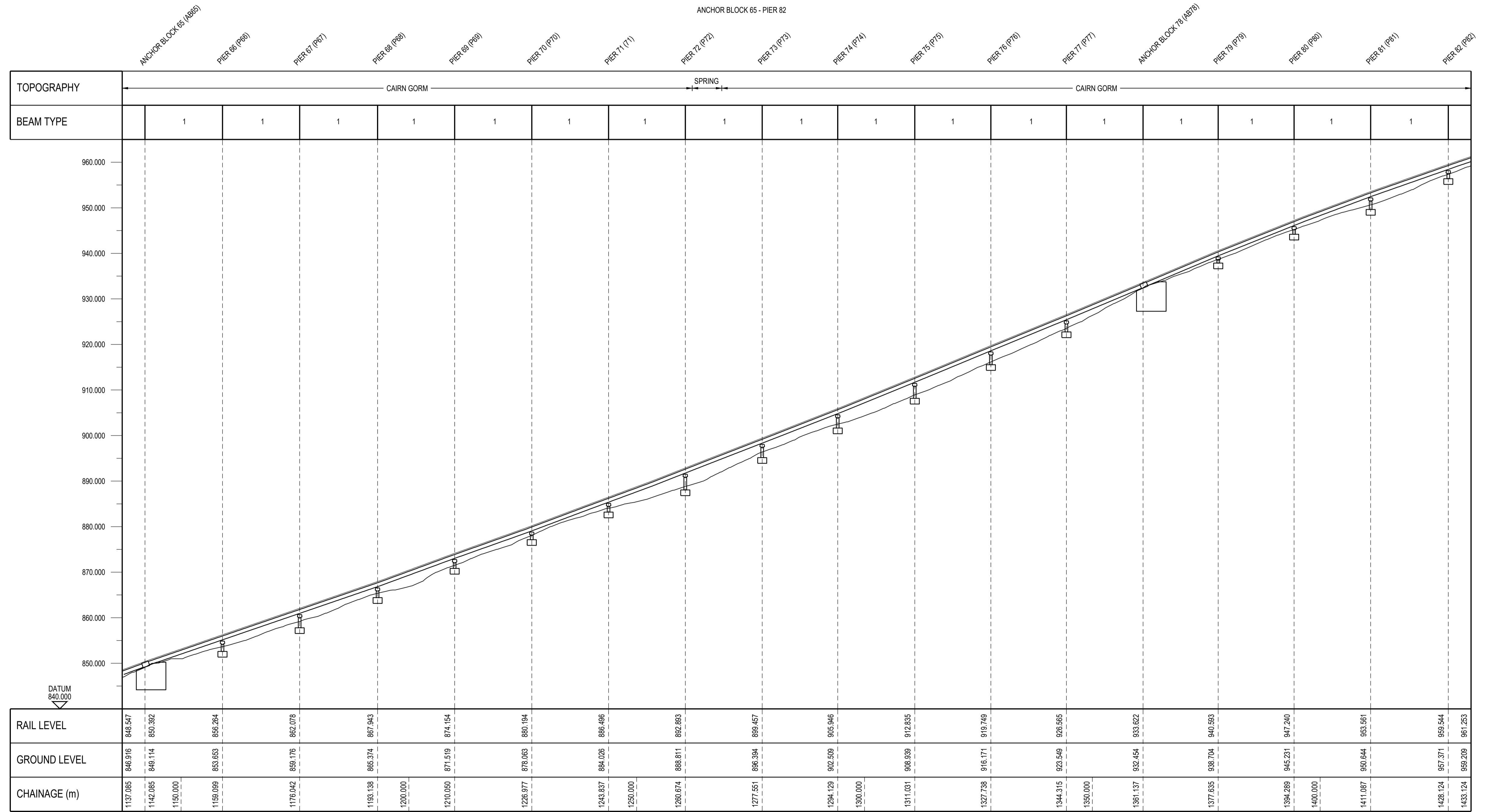
Title: **PLAN AND LONGITUDINAL SECTION SHOWING BEAM STRENGTHENING WORKS SHEET 4 OF 6**

Drawn by: CHLG	Designed by: STHW	Checked: ARIN
Date: 28.01.2020	Orig. Sheet Size: A1	Approved: ARIN
Scales: 1:500	Status: FOR PLANNING	

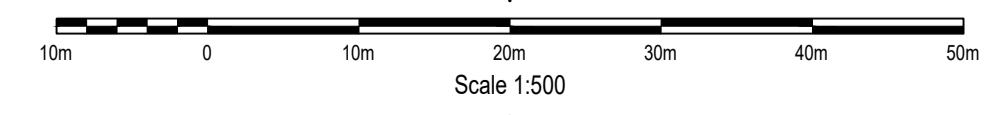
Drawing No: **A132354/CFV/PLN/DWG/933** Revision: **02**



PLAN
ANCHOR BLOCK 65 - PIER 82



LONGITUDINAL SECTION
ANCHOR BLOCK 65 - PIER 82
SCALE HORZ 1:500, VERT 1:500



TO BE REPRODUCED IN COLOUR

- NOTES
- ALL DIMENSIONS IN MILLIMETRES AND ALL LEVELS IN METRES UNLESS SHOWN OTHERWISE.
 - ALL LEVELS ARE IN METRES AND RELATE TO ORDNANCE DATUM UNLESS STATED OTHERWISE.
 - DO NOT SCALE FROM THIS DRAWING. DO NOT TAKE DIGITAL DIMENSIONS OFF THIS DRAWING. WORK TO FIGURED DIMENSIONS ONLY - IF IN DOUBT ASK.

- REFERENCES
- A132354/CFV/PLN/DWG/800 SITE LOCATION PLAN
 - A132354/CFV/PLN/DWG/900 OVERALL SITE PLAN AND LONGITUDINAL SECTION
 - A132354/CFV/PLN/DWG/901 PLAN AND LONGITUDINAL SECTION SHEET 1 OF 6
 - A132354/CFV/PLN/DWG/902 PLAN AND LONGITUDINAL SECTION SHEET 2 OF 6
 - A132354/CFV/PLN/DWG/903 PLAN AND LONGITUDINAL SECTION SHEET 3 OF 6
 - A132354/CFV/PLN/DWG/904 PLAN AND LONGITUDINAL SECTION SHEET 4 OF 6
 - A132354/CFV/PLN/DWG/905 PLAN AND LONGITUDINAL SECTION SHEET 5 OF 6
 - A132354/CFV/PLN/DWG/906 PLAN AND LONGITUDINAL SECTION SHEET 6 OF 6
 - A132354/CFV/PLN/DWG/910 PLAN AND LONGITUDINAL SECTION SHEET 7 OF 6
 - A132354/CFV/PLN/DWG/911 TYPICAL PROP DETAIL
 - A132354/CFV/PLN/DWG/912 TYPICAL TYPE 2 BEAM STRENGTHENING DETAILS
 - A132354/CFV/PLN/DWG/921 TYPICAL PASSING LOOP BEAM STRENGTHENING DETAILS
 - A132354/CFV/PLN/DWG/922 TYPICAL PASSING LOOP COMBINED BEAM STRENGTHENING DETAILS
 - A132354/CFV/PLN/DWG/923 TYPICAL PASSING LOOP PIER 55 COMBINED STRENGTHENING DETAILS
 - A132354/CFV/PLN/DWG/924 TYPICAL PASSING LOOP PIER 56 COMBINED STRENGTHENING DETAILS
 - A132354/CFV/PLN/DWG/925 TYPICAL PASSING LOOP PIER 55 TYPICAL PROP DETAIL 1
 - A132354/CFV/PLN/DWG/926 TYPICAL PASSING LOOP PIER 56 TYPICAL PROP DETAIL 1
 - A132354/CFV/PLN/DWG/930 PLAN AND LONGITUDINAL SECTION SHOWING BEAM STRENGTHENING WORKS SHEET 1 OF 6
 - A132354/CFV/PLN/DWG/931 PLAN AND LONGITUDINAL SECTION SHOWING BEAM STRENGTHENING WORKS SHEET 2 OF 6
 - A132354/CFV/PLN/DWG/932 PLAN AND LONGITUDINAL SECTION SHOWING BEAM STRENGTHENING WORKS SHEET 3 OF 6
 - A132354/CFV/PLN/DWG/933 PLAN AND LONGITUDINAL SECTION SHOWING BEAM STRENGTHENING WORKS SHEET 4 OF 6
 - A132354/CFV/PLN/DWG/935 PLAN AND LONGITUDINAL SECTION SHOWING BEAM STRENGTHENING WORKS SHEET 6 OF 6

- LEGEND
- FUNICULAR CABLEWAY
 - EXISTING PIER LOCATIONS PLAN / ELEVATION
 - PROPOSED BEAM STRENGTHENING
 - EXISTING WATERCOURSE

CURRENT VERSION INFORMATION

02. UPDATE TO LEGEND AND ADDITIONAL REFERENCE DRAWINGS ADDED TO LIST.

Rev	Revision Description	Drawn	Des'd	Chk'd	App'd	Date
02	PLANNING ISSUE		DABR	AMCA	ARIN	06.03.20
01	PLANNING ISSUE		CHLG	STHW	ARIN	17.02.20

THIS DRAWING IS THE PROPERTY OF COWI UK LIMITED AND MUST NOT BE COPIED OR USED FOR ANY PURPOSE OTHER THAN THAT FOR WHICH IT IS SUPPLIED. © COWI UK LTD

COWI 310 St Vincent Street, 5th Floor
Glasgow, G2 5RG, UK
Tel: +44 141 249 2410 E-Mail: info_@cowi.com

Client: **HIE**
Highlands and Islands Enterprise
Iomairt na Gàidhealtachd 's nan Eilean

Project: CAIRNGORM FUNICULAR VIADUCT STRENGTHENING

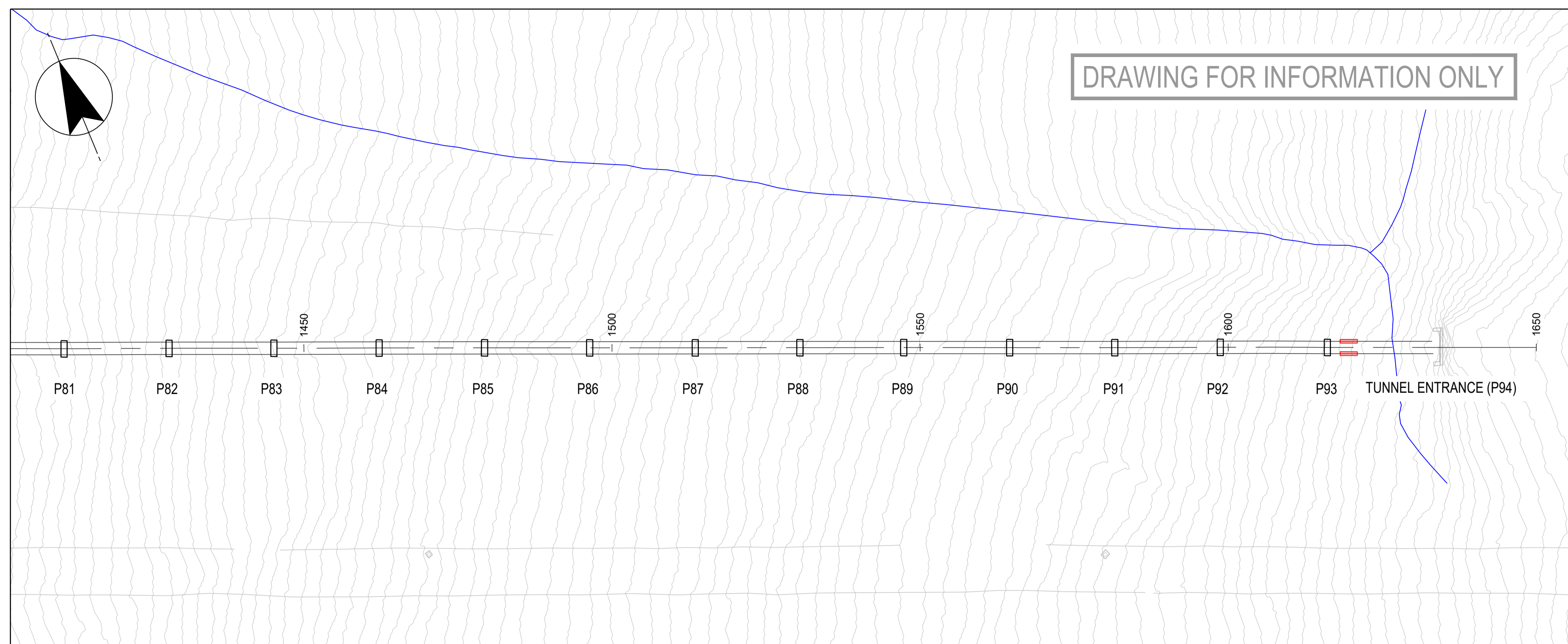
Title: PLAN AND LONGITUDINAL SECTION SHOWING BEAM STRENGTHENING WORKS SHEET 5 OF 6

Drawn by: CHLG
Designed by: STHW
Checked: ARIN

Date: 28.01.2020
Orig. Sheet Size: A1
Approved: ARIN

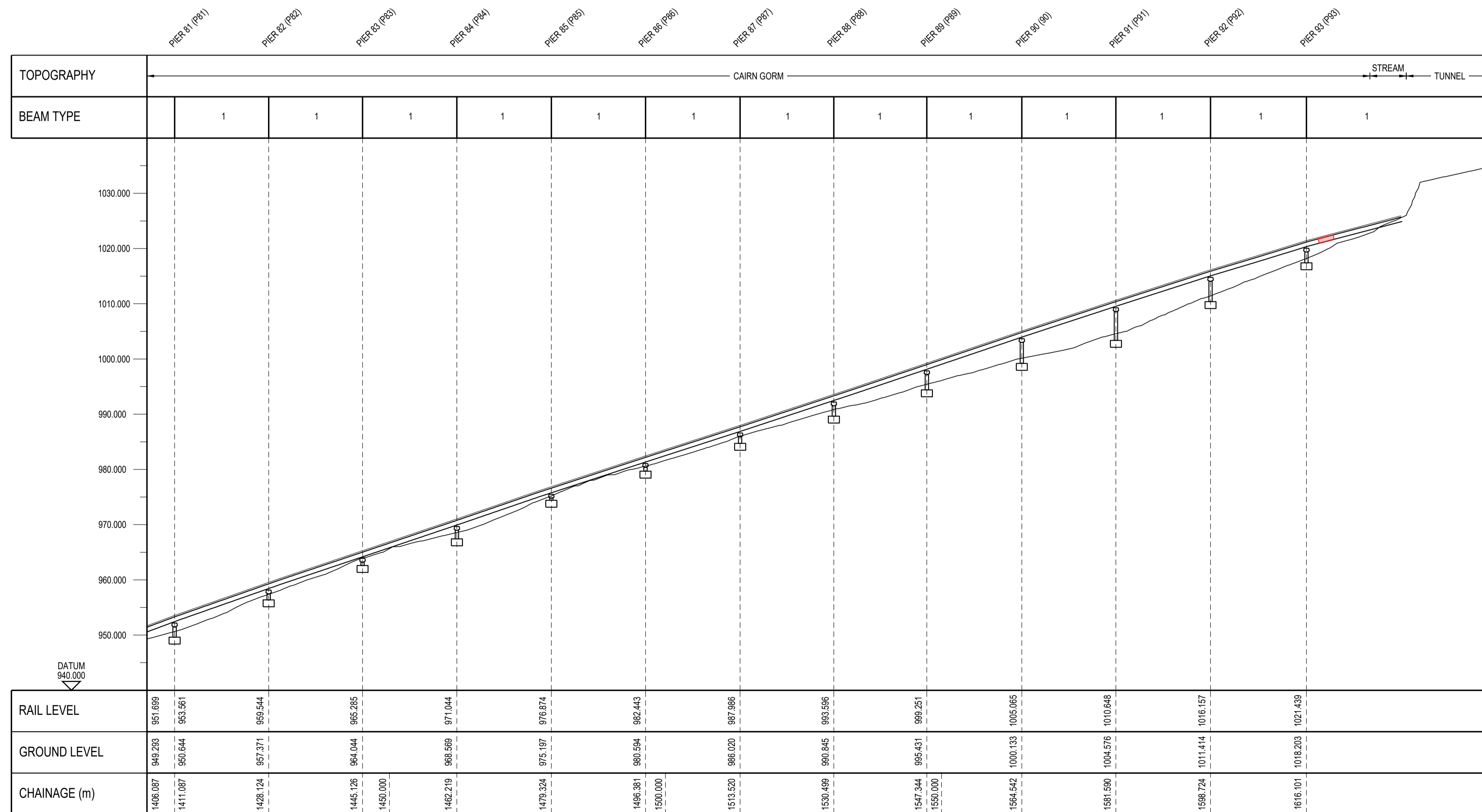
Scales: 1:500
Status: FOR PLANNING

Drawing No: A132354/CFV/PLN/DWG/934
Revision: 02

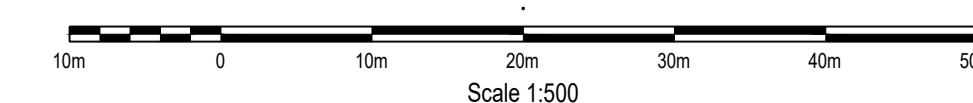


PLAN
PIER 81 - PIER 93

- NOTES**
- ALL DIMENSIONS IN MILLIMETRES AND ALL LEVELS IN METRES UNLESS SHOWN OTHERWISE.
 - ALL LEVELS ARE IN METRES AND RELATE TO ORDNANCE DATUM UNLESS STATED OTHERWISE.
 - DO NOT SCALE FROM THIS DRAWING. DO NOT TAKE DIGITAL DIMENSIONS OFF THIS DRAWING. WORK TO FIGURED DIMENSIONS ONLY - IF IN DOUBT ASK.
- REFERENCES**
- A132354/CFV/PLN/DWG/800 SITE LOCATION PLAN
 - A132354/CFV/PLN/DWG/900 OVERALL SITE PLAN AND LONGITUDINAL SECTION
 - A132354/CFV/PLN/DWG/901 PLAN AND LONGITUDINAL SECTION SHEET 1 OF 6
 - A132354/CFV/PLN/DWG/902 PLAN AND LONGITUDINAL SECTION SHEET 2 OF 6
 - A132354/CFV/PLN/DWG/903 PLAN AND LONGITUDINAL SECTION SHEET 3 OF 6
 - A132354/CFV/PLN/DWG/904 PLAN AND LONGITUDINAL SECTION SHEET 4 OF 6
 - A132354/CFV/PLN/DWG/905 PLAN AND LONGITUDINAL SECTION SHEET 5 OF 6
 - A132354/CFV/PLN/DWG/906 PLAN AND LONGITUDINAL SECTION SHEET 6 OF 6
 - A132354/CFV/PLN/DWG/910 PIER 41 TYPICAL PROP DETAIL
 - A132354/CFV/PLN/DWG/911 PIER 46 TYPICAL PROP DETAIL
 - A132354/CFV/PLN/DWG/920 TYPICAL TYPE 2 BEAM STRENGTHENING DETAILS
 - A132354/CFV/PLN/DWG/921 TYPICAL PASSING LOOP BEAM STRENGTHENING DETAILS
 - A132354/CFV/PLN/DWG/922 TYPICAL PASSING LOOP COMBINED BEAM STRENGTHENING DETAILS
 - A132354/CFV/PLN/DWG/923 TYPICAL PASSING LOOP PIER 55 COMBINED STRENGTHENING DETAILS
 - A132354/CFV/PLN/DWG/924 TYPICAL PASSING LOOP PIER 56 COMBINED STRENGTHENING DETAILS
 - A132354/CFV/PLN/DWG/925 TYPICAL PASSING LOOP PIER 55 TYPICAL PROP DETAIL 1
 - A132354/CFV/PLN/DWG/926 TYPICAL PASSING LOOP PIER 56 TYPICAL PROP DETAIL 1
 - A132354/CFV/PLN/DWG/930 PLAN AND LONGITUDINAL SECTION SHOWING BEAM STRENGTHENING WORKS SHEET 1 OF 6
 - A132354/CFV/PLN/DWG/931 PLAN AND LONGITUDINAL SECTION SHOWING BEAM STRENGTHENING WORKS SHEET 2 OF 6
 - A132354/CFV/PLN/DWG/932 PLAN AND LONGITUDINAL SECTION SHOWING BEAM STRENGTHENING WORKS SHEET 3 OF 6
 - A132354/CFV/PLN/DWG/933 PLAN AND LONGITUDINAL SECTION SHOWING BEAM STRENGTHENING WORKS SHEET 4 OF 6
 - A132354/CFV/PLN/DWG/934 PLAN AND LONGITUDINAL SECTION SHOWING BEAM STRENGTHENING WORKS SHEET 5 OF 6
- LEGEND**
- FUNICULAR CABLEWAY
 - EXISTING PIER LOCATIONS PLAN / ELEVATION
 - PROPOSED BEAM STRENGTHENING
 - EXISTING WATERCOURSE



LONGITUDINAL SECTION
PIER 81 - PIER 93
SCALE HORZ 1:500, VERT 1:500



TO BE REPRODUCED IN COLOUR

CURRENT VERSION INFORMATION
02. UPDATE TO LEGEND AND ADDITIONAL REFERENCE DRAWINGS ADDED TO LIST.

Rev	Revision Description	Drawn	Des'd	Chk'd	App'd	Date
02	PLANNING ISSUE		DABR	AMCA	ARIN	06.03.20
01	PLANNING ISSUE		CHLG	STHW	ARIN	17.02.20

THIS DRAWING IS THE PROPERTY OF COWI UK LIMITED AND MUST NOT BE COPIED OR USED FOR ANY PURPOSE OTHER THAN THAT FOR WHICH IT IS SUPPLIED. © COWI UK LTD

COWI 310 St Vincent Street, 5th Floor
Glasgow, G2 5RG, UK
Tel: +44 141 249 2410 E-Mail: info@cowi.com

Client: **HIE**
Highlands and Islands Enterprise
Iomairt na Gàidhealtachd 's nan Eilean

Project: CAIRNGORM FUNICULAR VIADUCT STRENGTHENING

Title: PLAN AND LONGITUDINAL SECTION SHOWING BEAM STRENGTHENING WORKS SHEET 6 OF 6

Drawn by: CHLG	Designed by: STHW	Checked: ARIN
Date: 28.01.2020	Orig. Sheet Size: A1	Approved: ARIN
Scales: 1:500	Status: FOR PLANNING	

Drawing No: A132354/CFV/PLN/DWG/935
Revision: 02