

CNPA Information Requests Scorecard - 2021-22
Quarter 1 Year End

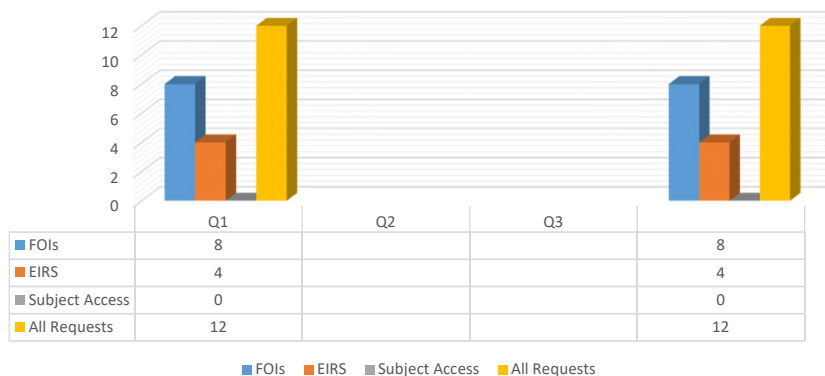
*** Information displayed related to Information requests received and processed by CNPA up to and including 31st March 2021**

Quarter 1 2021-22	2021-22 Year to date
Total Requests 12	Total Requests 12
FOI 8	FOI 8
EIR 4	EIR 4
Subject Access 0	Subject Access 0

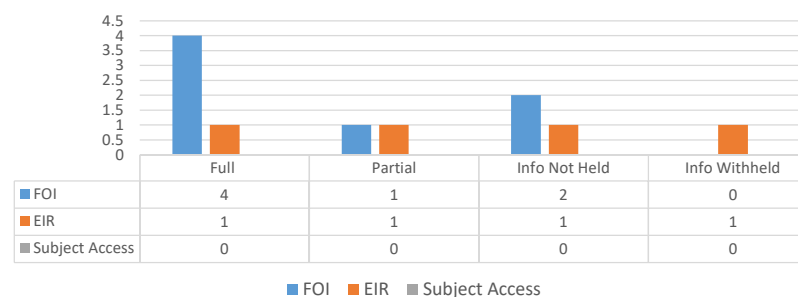
Year to Date Response times	Number	Percentage
Response to within statutory timescales	10	83.3%
Response outside statutory timescales	2	16.7%
Total days delayed	10	-
Average days delayed	5	-

* two requests have been responded to outside of statutory timescales this was due to delay in locating information due to annual leave staff holding documentation.

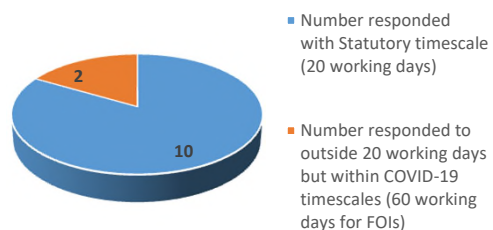
Information Requests by Quarter 2020-21 (Year to Date)



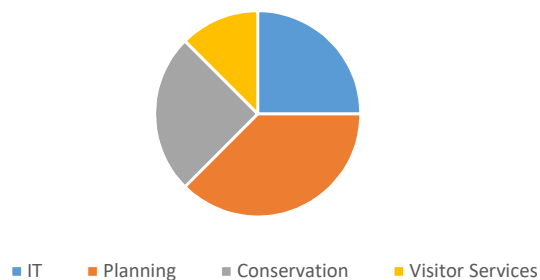
Outcome of Information requests by request type



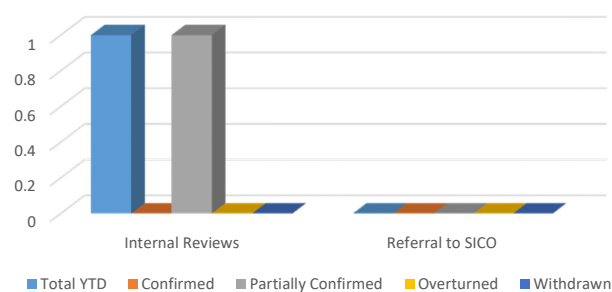
Responses made within statutory timescales (Year to Date)



Requests by Service Area



2020-21 - Information Request Appeals and Outcomes



Overview across CNPA										
Year	Quarter	FOIs	EIRS	Subject Access	All Requests	Number responded with Statutory timescale (20 working days)	Number responded to outside 20 working days but within COVID-19 timescales (60 working days for FOIs)	Total number of working days late	Number granted extension (under EIR regs for complex requests additional 20 working day)	Number responded outside of all statutory guidelines
2021-22	Q1	8		4	0	12	10	2	10	1
2021-22	Q2									0
2021-22	Q3									
2021-22	Q4									

Year to date totals	8	4	0	12	10	2	10	1	0
---------------------	---	---	---	----	----	---	----	---	---

By Service Area	Year to Date Totals for 2020-21 at 30th June 2021				Current Quarter (Q1 - 2021-22)			Total
	FOI	EIR	Subject Access	Total	FOI	EIR	Subject Access	
Corporate Services	0	0	0	0	0	0	0	0
Finance	0	0	0	0	0	0	0	0
IT	2	0	0	2	2	0	0	2
HR	0	0	0	0	0	0	0	0
Communications	0	0	0	0	0	0	0	0
Planning	3	3	0	6	3	3	0	6
Conservation	2	1	0	3	2	1	0	3
Land Management	0	0	0	0	0	0	0	0
Visitor Services	1	0	0	1	1	0	0	1
TOTAL	8	4	0	12	8	4	0	12

Outcomes	Full	Partial	Info Not Held	Info Withheld
FOI	4	1	2	0
EIR	1	1	1	1
Subject Access	0	0	0	0
TOTAL	5	2	3	1

Appeals	Total YTD	Confirmed	Partially Confirmed	Overtaken	Withdrawn
Internal Reviews	1	0	1	0	0
Referral to SICO	0	0	0	0	0