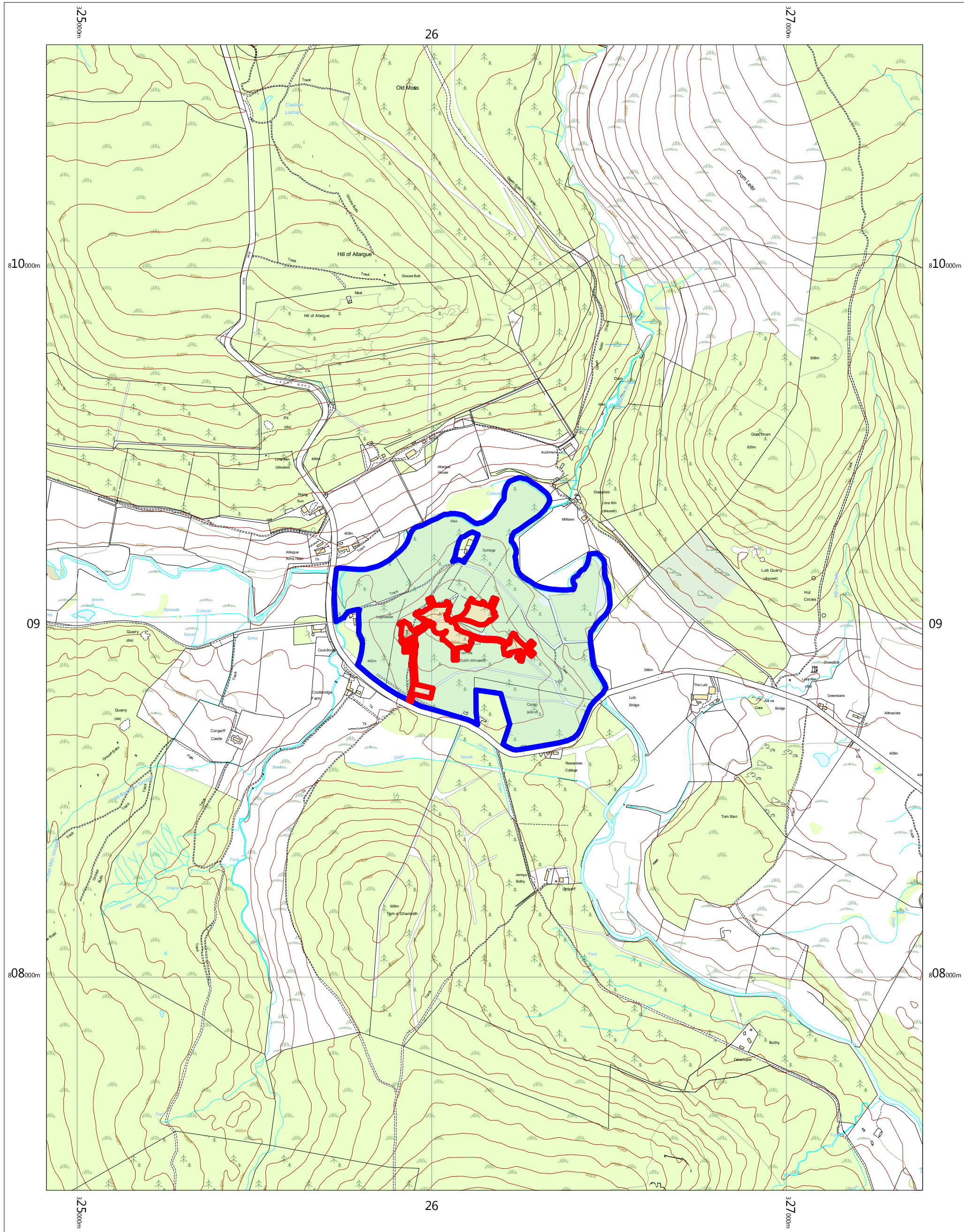


AGENDA ITEM 6

APPENDIX I

2018/0350/DET

PLANS



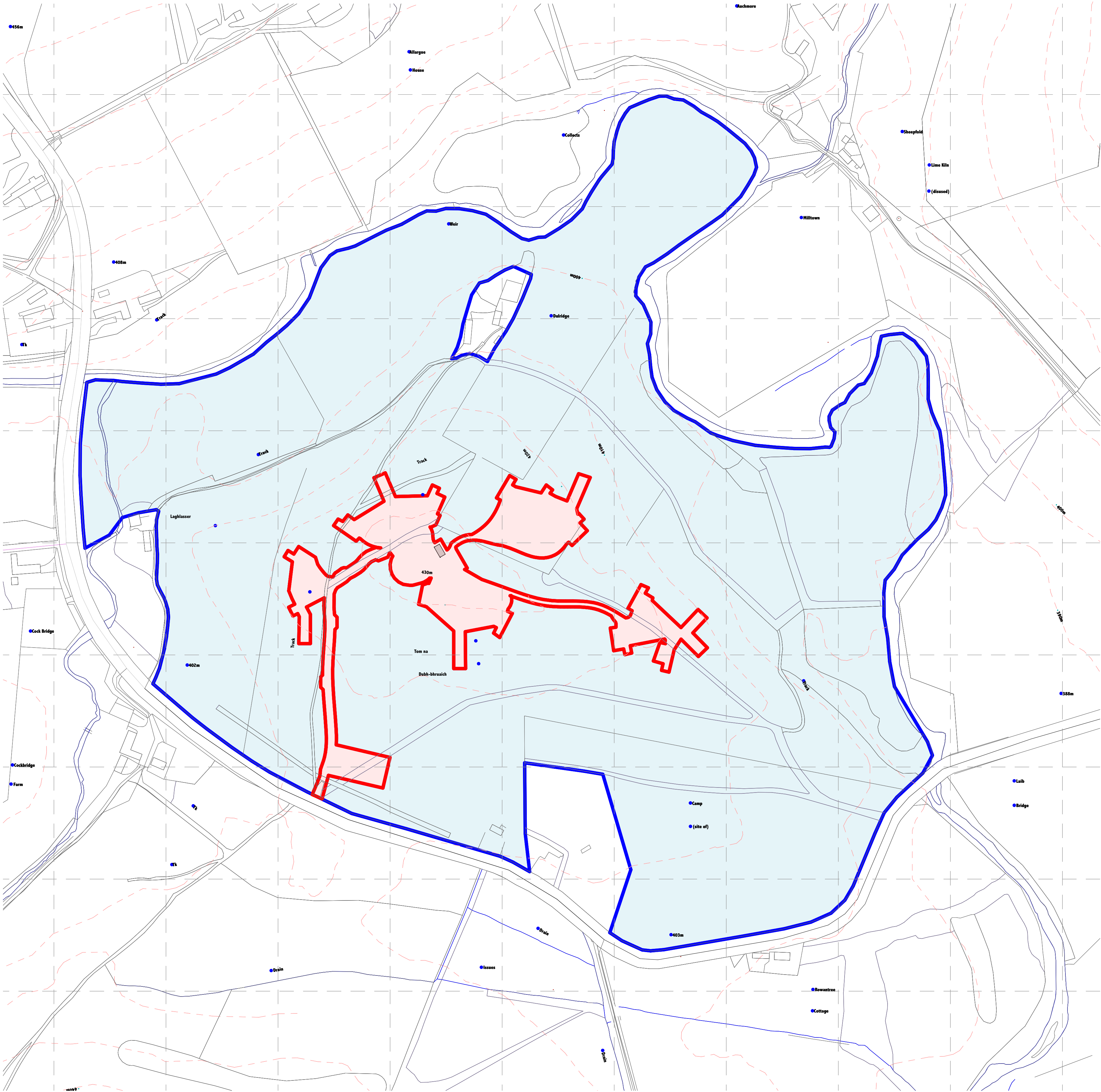
OS VectorMap Local - Landplan Style
Thursday, June 21, 2018, 10:00:00 AM
www.centremapslive.co.uk

1:10000 scale print at A3, Centre: 326149 E, 809014 N
©Crown Copyright Ordnance Survey. Licence no. 100019980

CENTRE MAPS LIVE.
YOUR DIGITAL POINT-OF-VIEW

Location Plan

1:10000 Existing



Site Plan

1:2000

NOTES

1. Do not scale off this drawing.
2. All dimensions are in millimetres unless otherwise stated.
3. This drawing is to be read in conjunction with all relevant MAC Architects, civil/structural, and services engineer's drawings and specifications.
4. Contractor to check all dimensions on site prior to commencement of works on site or manufacture of any element taking place and to notify MAC Architects / Client of any discrepancies to be notified to MAC Architects / Client.
5. All works and materials to be carried out in accordance with the current building regulations and local bye-laws and to comply fully with current British Standards and codes of practice including BS Regulations and all Safety Acts 6 / or any European Standards that may be relevant.
6. All works to be carried out to the satisfaction of the local building control officer.
7. All elements & products specified are to be installed as per manufacturers written specification.

NOTES

8. Contractor to check on site for any potential hazards prior to starting works & ensure work force are aware of any risk assessments and method statements created to allow them to carry out the job in the safest possible way to themselves and others.
9. Contractor to measure any existing area required for steelwork & also to site size Architects drawings prior to manufacture. Any discrepancies to be notified to MAC Architects.
10. Contractor to measure existing window and door openings before manufacturing or ordering any element.
11. All windows and doors must have mastic seals both internally and externally.
12. It is the clients responsibility to inform their house insurers that alterations are being carried out to their building.
13. Contractor must keep the existing building wind and water tight throughout the construction.
14. If drawings are stamped as 'BUILDING WARRANT' then MAC Architects have no responsibility for any material design, internal finishes or fixed furniture unless otherwise stated.

NOTES

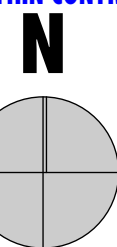
15. All specification of finishes are to be confirmed by the client to the contractor before any work is carried out.
16. If drawings are stamped as 'BUILDING WARRANT' the location of sockets, switches, radiators, extracts and lighting are to be confirmed by the client.
17. Client to be responsible for informing local authority of key stages of construction as requested under the PLANNING APPLICATION and BUILDING WARRANT APPLICATION including start and completion dates via relevant forms issued with approval documents.
18. This drawing cannot be reproduced or used in any way without the express written permission of MAC Architects. All design intent and content is copyright of MAC Architects.
19. Any deviation on site from approved BUILDING WARRANT or CONSTRUCTION issue drawings highlighted by Building Control during Completion Certification and requesting 'AS BUILT' drawings will be charged at MAC Architects standard hourly rate.

HEALTH & SAFETY

Contractor to be aware of all current Health and Safety Regulations including the following:
Construction (Health, Safety and Welfare) Regulations 1996
Lifting Operations and Lifting Equipment Regulations 1998
The Manual Handling Operations Regulations 1992
Confined Space Regulations 1997
Control of Substances Hazardous to Health Regulations 1999
Full Health and Safety Information can be found in the Approved Code of Practice: Managing Health and Safety in Construction
All works to be carried out in accordance with current British Standards and current Codes of Practice.

Rev.	Date	Description	Dwn.	Chkd.	Appd.
A	21.08.18	Updated for Planning	JC	EM	BM
B	08.11.18	Updated for Planning	JC	EM	BM

AREA OF DEVELOPMENT* - 0.5473 Ha
AREA OUTLINED IN BLUE WITHIN CONTROL OF THE APPLICANT



* - BUILDING FOOTPRINT / ROADS / CARPARK / PATHS

Issue Status
PLANNING APPLICATION

FOREST CABINS
Lewis + Rachel Gray,
Corgarff,
Strathdon,
Aberdeenshire,
AB36 8YP

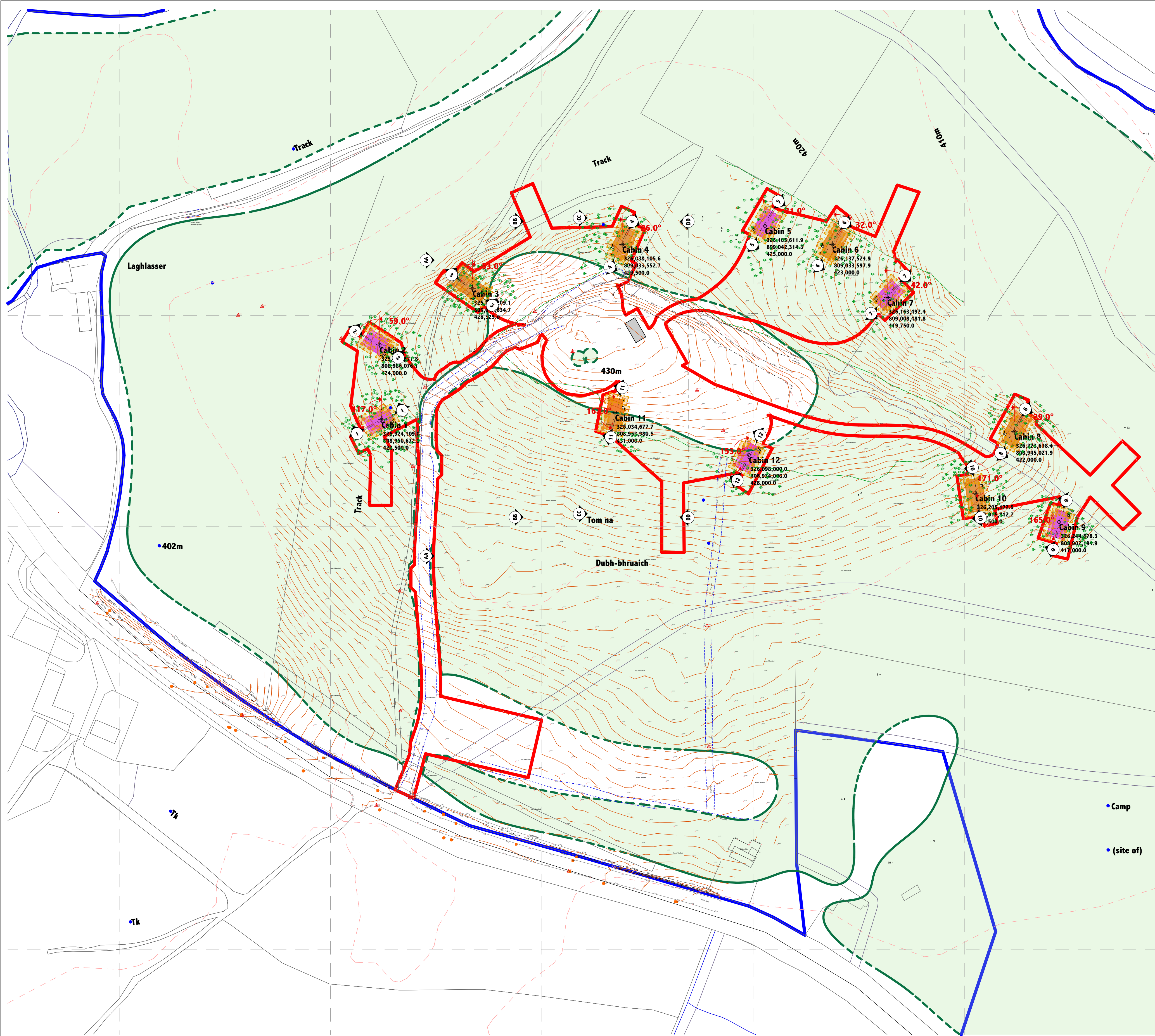
Drawing Title

Location Plan + Existing Site Plan

Scale at A1	Date	Drawn	Checked	Approved	Job No.	Drawing No.	Rev.
VARIES	21.06.18	JC	EM	BM	323	323(GA)001	B

MAC
architects
24 Oldmeldrum Road
Newmachar
Aberdeen
AB21 0PI

101651 862688
e info@mac-architects.co.uk
w www.mac-architects.co.uk



Proposed

Site Co-ordinate Plan

1:1000

Proposed Location

1:500

Proposed Location

1:500

NOTES

1. Do not scale off this drawing.
2. All dimensions are in millimetres unless otherwise stated.
3. This drawing is to be read in conjunction with all relevant MAC Architects, civil/structural, and services engineer's drawings and specifications.
4. Contractor to check all dimensions on site prior to commencement of works on site or manufacture of any element taking place and any discrepancies to be notified to MAC Architects / Client.
5. All works and materials to be carried out in accordance with the current building regulations and local bye-laws and to comply fully with current British Standards and codes of practice including EE Regulations and all Safety Acts 6 / or any European Standards that may be relevant.
6. All works to be carried out to the satisfaction of the local building control officer.
7. All elements & products specified are to be installed as per manufacturers written specification.

NOTES

8. Contractor to check on site for any potential hazards prior to starting works & ensure work force are aware of any risk assessments and method statements created to allow them to carry out the job in the safest possible way to themselves and others.
9. Contractor to measure any existing area required for steelwork & also to site size Architects drawings prior to manufacture. Any discrepancies to be notified to MAC Architects.
10. Contractor to measure existing window and door openings before manufacturing or ordering any element.
11. All windows and doors must have mastic seals both internally and externally.
12. It is the clients responsibility to inform their house insurers that alterations are being carried out to their building.
13. Contractor must keep the existing building wind and water tight throughout the construction.
14. If drawings are stamped as "BUILDING WARRANT" then MAC Architects have no responsibility for any material design, internal finishes or fixed furniture unless otherwise stated.

NOTES

15. All specification of finishes are to be confirmed by the client to the contractor before any work is carried out.
16. If drawings are stamped as "BUILDING WARRANT" the location of sockets, switches, radiators, extracts and lighting are to be confirmed by the client.
17. Client to be responsible for informing local authority of key stages of construction as requested under the PLANNING APPLICATION and BUILDING WARRANT APPLICATION including start and completion dates via relevant forms issued with approval documents.
18. This drawing cannot be reproduced or used in any way without the express written permission of MAC Architects. All design intent and content is copyright of MAC Architects.
19. Any deviation on site from approved BUILDING WARRANT or CONSTRUCTION issue drawings highlighted by Building Control during Completion Certification and requesting "AS BUILT" drawings will be charged at MAC Architects standard hourly rate.

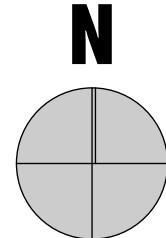
HEALTH & SAFETY

Contractor to be aware of all current Health and Safety Regulations including the following:
Construction (Health, Safety and Welfare) Regulations 1996
Lifting Operations and Lifting Equipment Regulations 1998
The Manual Handling Operations Regulations 1992
Confined Space Regulations 1997
Control of Substances Hazardous to Health Regulations 1999
Full Health and Safety Information can be found in the Approved Code of Practice: Managing Health and Safety in Construction
All works to be carried out in accordance with current British Standards and current Codes of Practice.

PINK - 1 BED CABIN
ORANGE - 2 BED CABIN

Rev.	Date	Description	Drn.	Chkd.	Appd.
A	21.08.18	Updated for Planning	JC	EM	BM
B	08.11.18	Updated for Planning	JC	EM	BM

AREA OF DEVELOPMENT* - 0.5473 Ha
AREA OUTLINED IN BLUE WITHIN CONTROL OF THE APPLICANT



* - BUILDING FOOTPRINT / ROADS / CARPARK / PATHS

Issue Status

PLANNING APPLICATION

FOREST CABINS
Lewis + Rachel Gray,
Gorgarrif,
Strathdon,
Aberdeenshire,
AB36 8YP

Drawing Title

Proposed Site Co-ordinate Plan - Cabin Locations

Scale at A1
VARIES

Date
21.06.18

Drawn
JC

Checked
EM

Approved
BM

Job No.
323

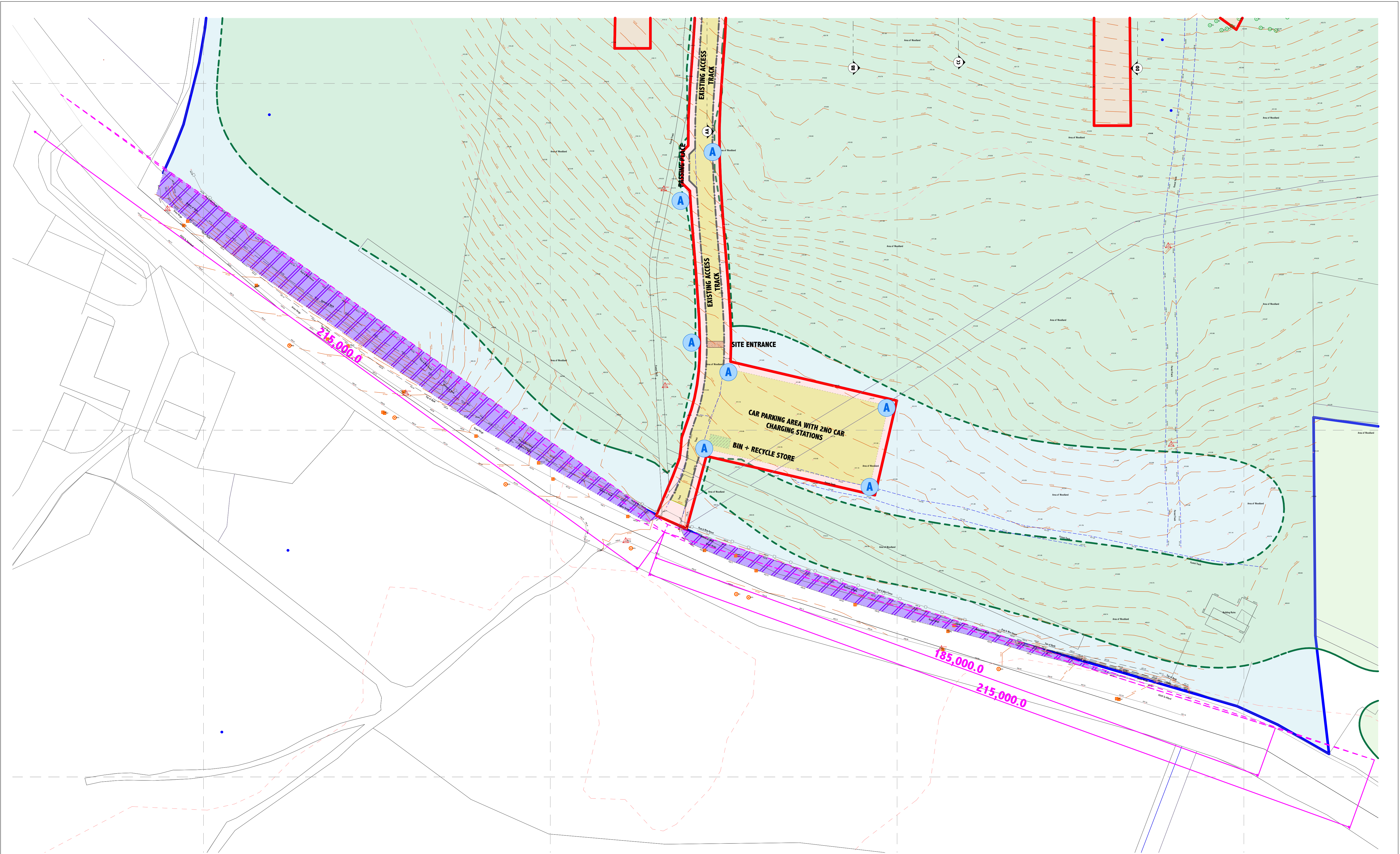
Drawing No.
323(GA)002

Rev.
B

MAC
architects

24 Oldmeldrum Road
Newmachar
Aberdeen
AB21 0PI

1 01651 862688
e info@mac-architects.co.uk
w www.mac-architects.co.uk



Site

1:500

NOTES

1. Do not scale off this drawing.
2. All dimensions are in millimetres unless otherwise stated.
3. This drawing is to be read in conjunction with all relevant MAC Architects, civil/structural, and services engineer's drawings and specifications.
4. Contractor to check all dimensions on site prior to commencement of works on site or manufacture of any element taking place and any discrepancies to be notified to MAC Architects / Client.
5. All works and materials to be carried out in accordance with the current building regulations and local bye-laws and to comply fully with current British Standards and codes of practice including EE Regulations and all Safety Acts 6 / or any European Standards that may be relevant.
6. All works to be carried out to the satisfaction of the local building control officer.
7. All elements & products specified are to be installed all as per manufacturers written specification

NOTES

8. Contractor to check on site for any potential hazards prior to starting works & ensure work force are aware of any risk assessments and method statements created to allow them to carry out the job in the safest possible way to themselves and others.
9. Contractor to measure any existing area required for steelwork & also to site size Architects drawings prior to manufacture. Any discrepancies to be notified to MAC Architects.
10. Contractor to measure existing window and door openings before manufacturing or ordering any element.
11. All windows and doors must have mastic seals both internally and externally.
12. It is the clients responsibility to inform their house insurers that alterations are being carried out to their building.
13. Contractor must keep the existing building wind and water tight throughout the construction.
14. If drawings are stamped as 'BUILDING WARRANT' then MAC Architects have no responsibility for any material design, internal finishes or fixed furniture unless otherwise stated.

NOTES

15. All specification of finishes are to be confirmed by the client to the contractor before any work is carried out.
16. If drawings are stamped as 'BUILDING WARRANT' the location of sockets, switches, radiators, extracts and lighting are to be confirmed by the client.
17. Client to be responsible for informing local authority of key stages of construction as requested under the PLANNING APPLICATION and BUILDING WARRANT APPLICATION including start and completion dates via relevant forms issued with approval documents.
18. This drawing cannot be reproduced or used in any way without the express written permission of MAC Architects. All design intent and content is copyright of MAC Architects.
19. Any deviation on site from approved BUILDING WARRANT or CONSTRUCTION issue drawings highlighted by Building Control during Completion Certification and requesting 'AS BUILT' drawings will be charged at MAC Architects standard hourly rate

HEALTH & SAFETY

Contractor to be aware of all current Health and Safety Regulations including the following:
Construction (Health, Safety and Welfare) Regulations 1996
Lifting operations and Lifting Equipment Regulations 1998
The Manual Handling Operations Regulations 1992
Confined Space Regulations 1997
Control of Substances Hazardous to Health Regulations 1999
Full Health and Safety Information can be found in the Approved Code of Practice: Managing Health and Safety in Construction
All works to be carried out in accordance with current British Standards and current Codes of Practice.

EXISTING SITE ACCESS

VISIBILITY SPLAYS OF 2.4M X 215M PROVIDED TO BOTH SIDES OF THE JUNCTION BASED ON 60MPH SPEED LIMIT.
EAST SIDE DRAWN TO THE TANGENTIAL POINT ON THE ROAD AT 185M

AREA HIGHLIGHTED TO HAVE AREA OF GROUND LOWERED / CUTTING BACK OF TREES / ALTERATION OF FENCE LINE TO PROVIDE 215M VISIBILITY

EXISTING SCOTS PINE TREE CANOPY OUTLINE

Rev.

Date

Description

Drn.

Chkd.

Appd.

A

21.08.18

Updated for Planning

JC

EM

BM

B

20.09.18

Updated as per roads comments

JC

EM

BM

C

08.11.18

Updated for Planning

JC

EM

BM

D

11.12.18

Updated for Planning

JC

EM

BM

AREA OF DEVELOPMENT* - 0.5473 Ha

AREA OUTLINED IN BLUE WITHIN CONTROL OF THE APPLICANT

N

* - BUILDING FOOTPRINT / ROADS / CARPARK / PATHS

Issue Status

PLANNING APPLICATION

FOREST CABINS
Lewis + Rachel Gray,
Corgarff,
Strathdon,
Aberdeenshire,
AB36 8YP

Drawing Title
Proposed Site Entrance

Scale at A1
1:500

Date
21.06.18

Drawn
JC

Checked
EM

Approved
BM

Job No.
323

Drawing No.
323(GA)003

Rev.
D

MAC

architects

24 Oldmeldrum Road
Newmachar
Aberdeen
AB21 0PI

101651 862688
e info@mac-architects.co.uk
www.mac-architects.co.uk

/Volumes/LIVE PROJECTS/MAC/323 - Lewis + Rachel Gray, Corgarff, Strathdon, Aberdeenshire, AB36 8YP/03 ARCHICAD SHEETS/00 GA'S/323(GA)Series.pln323(GA)003 Copyright. ©

SITE DRAINAGE KEY

- SURFACE WATER SOAKAWAY WITH 1050mm DIA. RING WITH 1000mm STORAGE DEPTH. SOAKAWAYS CONTAINED WITHIN 1250 X 1250mm TERRAM 1000 GEOTEXTILE MEMBRANE AND CONNECTED TO 110mm UPVC OUTFALL PIPE FROM CABIN RWP'S
- LINE OF 110mm UPVC SURFACE WATER FROM CABINS
- SEPTIC TANK - ALL TO BE MINIMUM 3,600 LITRES EXCEPT TANK SERVING CABINS 1+2 WHICH IS TO BE MINIMUM 2,700 LITRES
- LINE OF 110mm UPVC FOUL WATER FROM CABINS
- INDICATES ZONES OF TREES IMPACTED BY PROPOSED DRAINAGE AS PER CKD AIA

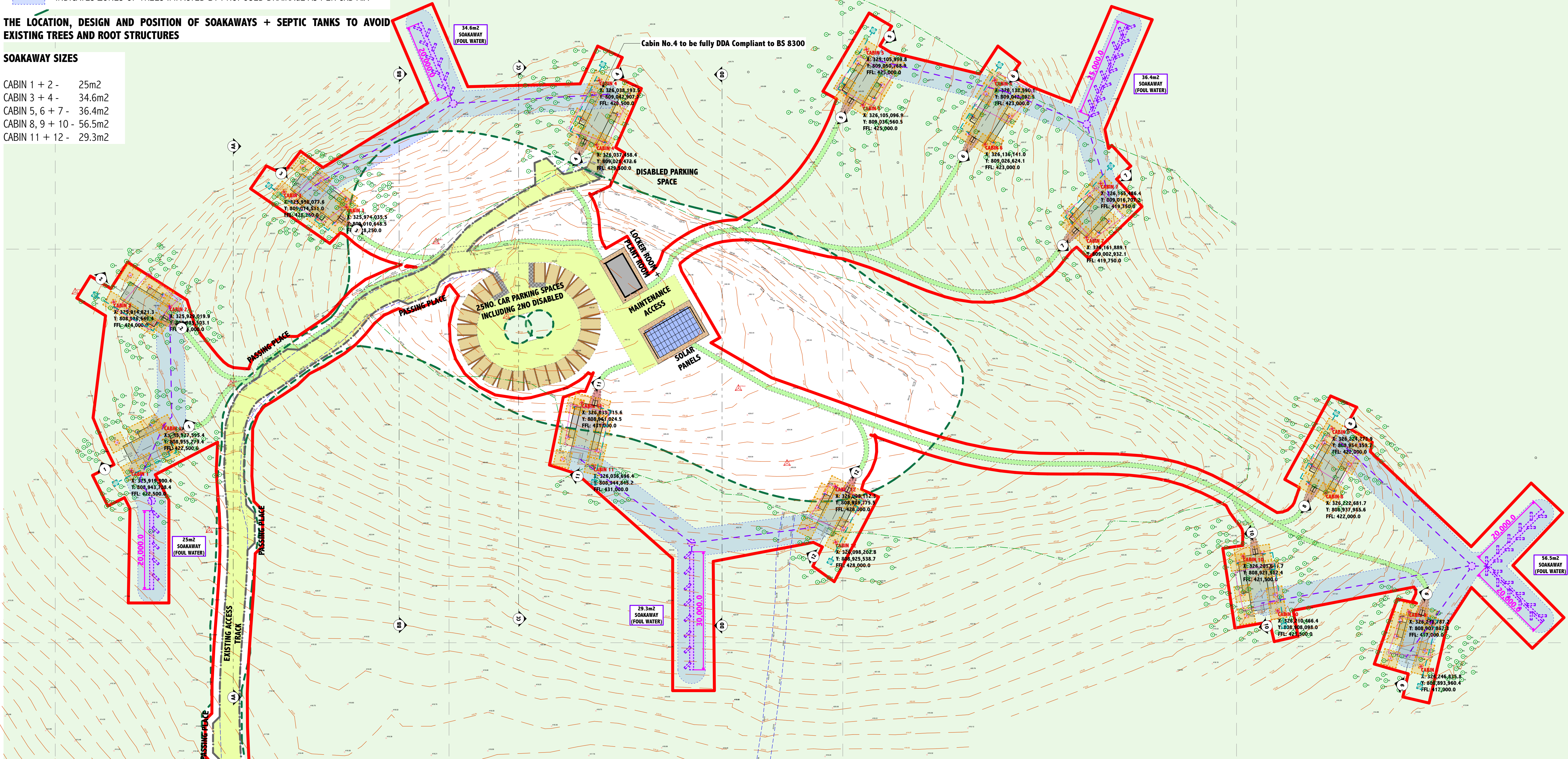
THE LOCATION, DESIGN AND POSITION OF SOAKAWAYS + SEPTIC TANKS TO AVOID EXISTING TREES AND ROOT STRUCTURES

SOAKAWAY SIZES

- CABIN 1 + 2 - 25m2
CABIN 3 + 4 - 34.6m2
CABIN 5, 6 + 7 - 36.4m2
CABIN 8, 9 + 10 - 56.5m2
CABIN 11 + 12 - 29.3m2

SITE PLAN KEY

- COMPACTED HARDCORE ROAD WITH LOG EDGE RETAINERS
- QUARRY DUST COMPACTED HARDCORE PATHS
- 5.0M X 2.5M PARKING BAYS IN COMPACTED HARDCORE WITH LOG EDGE RETAINERS
- 1200MM WIDE PRECAST CONCRETE SLAB PATHS AND LODGE ACCESS
- TIMBER EDGED GRADED DUST COMPACTED HARDCORE TO LODGE FFL



Proposed

Site Plan

1:500

NOTES

- Do not scale off this drawing.
- All dimensions are in millimetres unless otherwise stated.
- This drawing is to be read in conjunction with all relevant MAC Architects, civil/structural, and services engineer's drawings and specifications.
- Contractor to check all dimensions on site prior to commencement of works on site or manufacture of any element taking place and any discrepancies to be notified to MAC Architects / Client
- All works and materials to be carried out in accordance with the current building regulations and local bye-laws and to comply fully with current British Standards and codes of practice including BS Regulations and of Safety Acts (s) or any European Standards that may be relevant
- All works to be carried out to the satisfaction of the local building control officer
- All elements & products specified are to be installed all as per manufacturers written specification

NOTES

- Contractor to check on site for any potential hazards prior to starting works & ensure work force are aware of any risk assessments and method statements created to allow them to carry out the job in the safest possible way to themselves and others
- Contractor to measure any existing area required for steelwork & also to site size Architects drawings prior to manufacture. Any discrepancies to be notified to MAC Architects
- Contractor to measure existing window and door openings before manufacturing or ordering any element
- All windows and doors must have mastic seals both internally and externally
- It is the clients responsibility to inform their house insurers that alterations are being carried out to their building
- Contractor must keep the existing building wind and water tight throughout the construction
- If drawings are stamped as 'BUILDING WARRANT' then MAC Architects have no responsibility for any material design, internal finishes or fixed furniture unless otherwise stated.

NOTES

- All specification of finishes are to be confirmed by the client to the contractor before any work is carried out.
- If drawings are stamped as 'BUILDING WARRANT' the location of sockets, switches, radiators, extracts and lighting are to be confirmed by the client
- Client to be responsible for informing local authority of key stages of construction as requested under the PLANNING APPLICATION and BUILDING WARRANT APPLICATION including start and completion dates via relevant forms issued with approval documents
- This drawing cannot be reproduced or used in any way without the express written permission of MAC Architects. All design intent and content is copyright of MAC Architects
- Any deviation on site from approved BUILDING WARRANT or CONSTRUCTION issue drawings highlighted by Building Control during Completion Certification and requesting 'AS BUILT' drawings will be charged at MAC Architects standard hourly rate

HEALTH & SAFETY

Contractor to be aware of all current Health and Safety Regulations including the following:
Construction (Health, Safety and Welfare) Regulations 1996
Lifting Operations and Lifting Equipment Regulations 1998
The Manual Handling Operations Regulations 1992
Confined Space Regulations 1997
Control of Substances Hazardous to Health Regulations 1999
Full Health and Safety Information can be found in the Approved Code of Practice: Managing Health and Safety in Construction
All works to be carried out in accordance with current British Standards and current Codes of Practice.

Rev.	Date	Description	Drn.	Chkd.	Appd.
A	21.08.18	Updated for Planning	JC	EM	BM
B	02.10.18	DDA Compliance for Cabin No.4 Added	JC	EM	BM
C	08.11.18	Updated for Planning	JC	EM	BM
D	24.01.19	AIA Tree Zone Information Added	JC	EM	BM

EXISTING SCOTS PINE TREE CANOPY OUTLINE

AREA OF DEVELOPMENT* - 0.5473 Ha

AREA OUTLINED IN BLUE WITHIN CONTROL OF THE APPLICANT

N

* - BUILDING FOOTPRINT / ROADS / CARPARK / PATHS

Issue Status

PLANNING APPLICATION

FOREST CABINS
Lewis + Rachel Gray,
Corgarriff,
Strathdon,
Aberdeenshire,
AB36 8YP

Drawing Title
Proposed Site Plan

Scale at A1
1:500

Date
21.06.18

Drawn
JC

Checked
EM

Approved
BM

Job No.
323

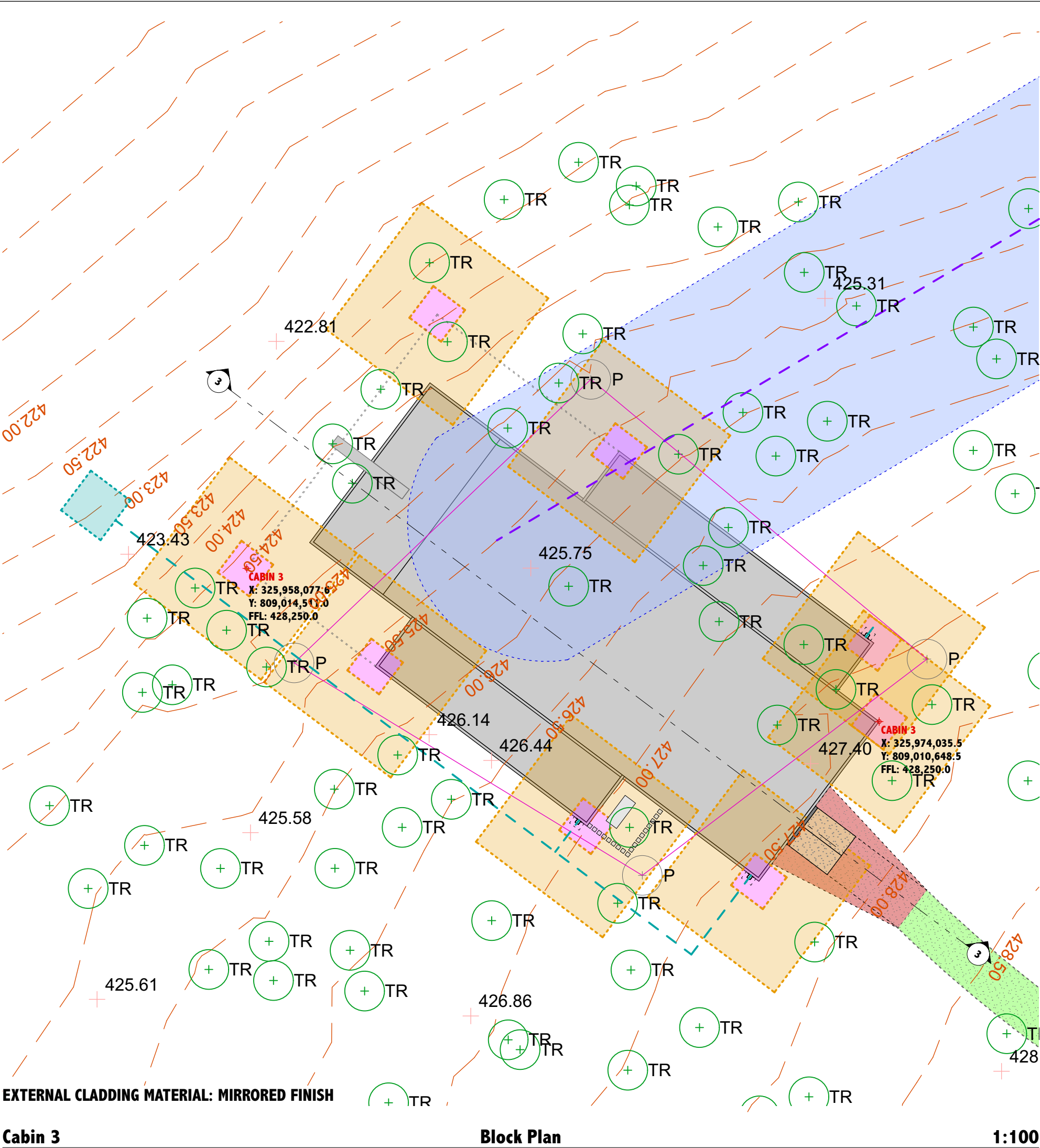
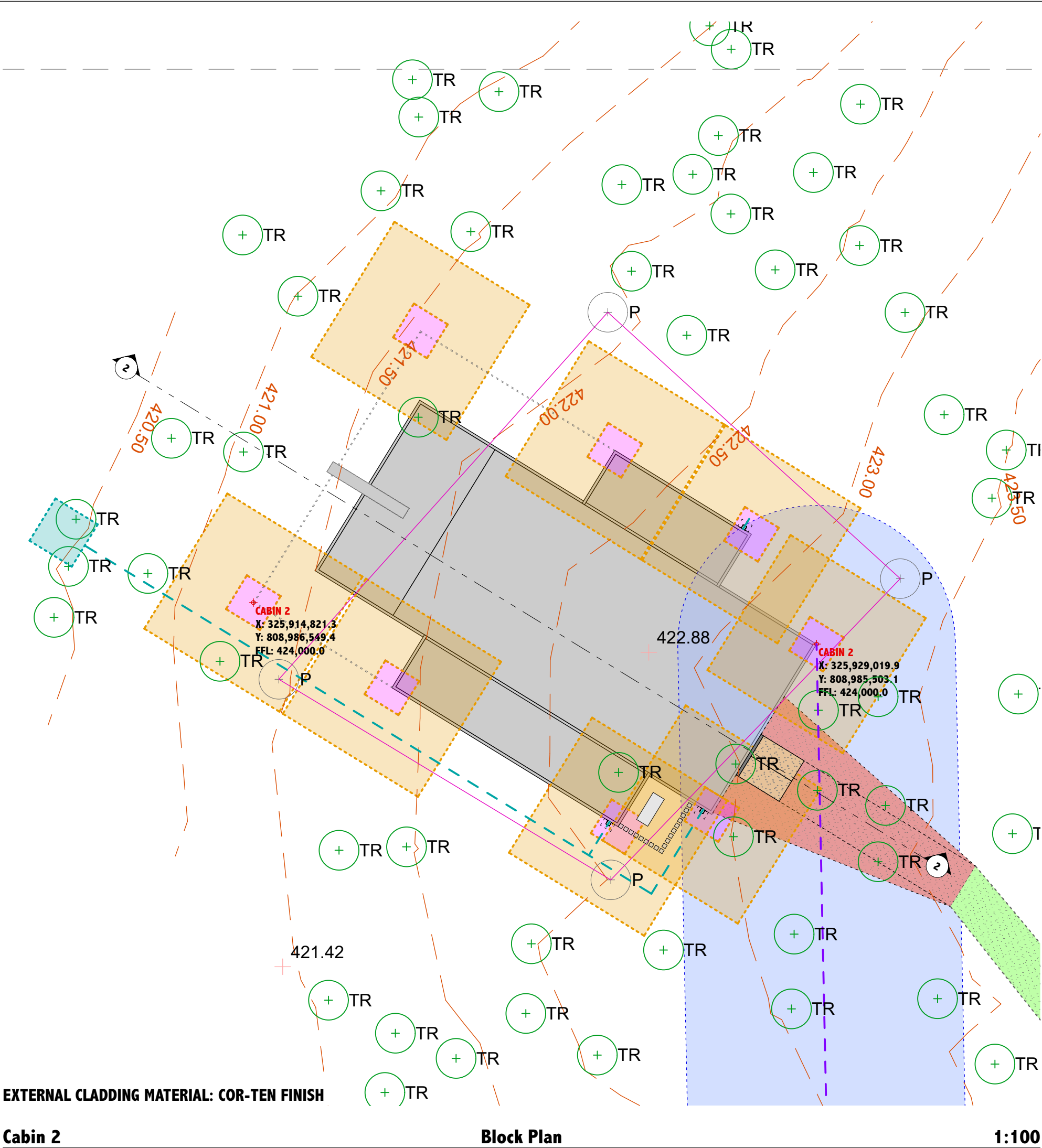
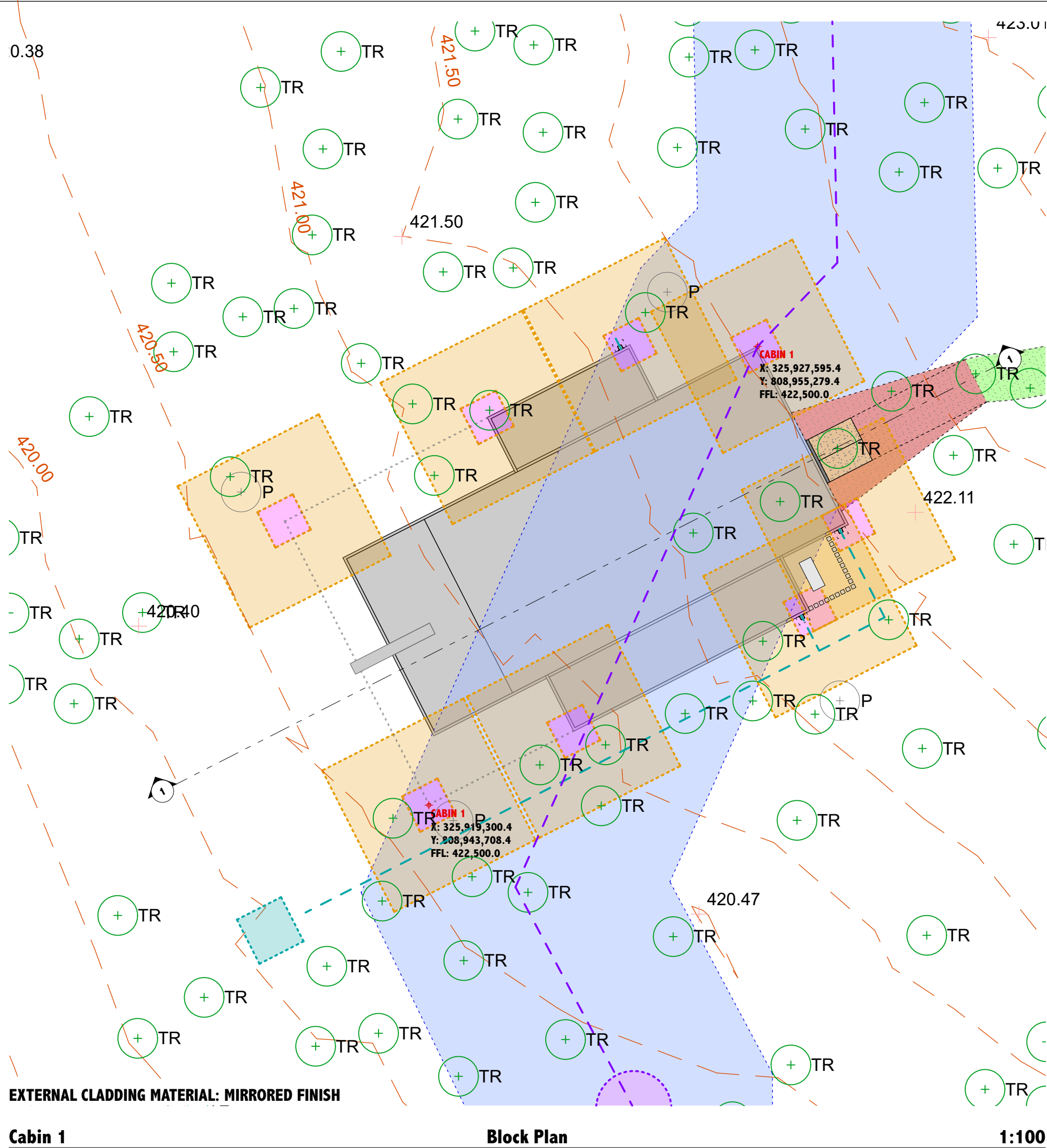
Drawing No.
323(GA)004

Rev.
D

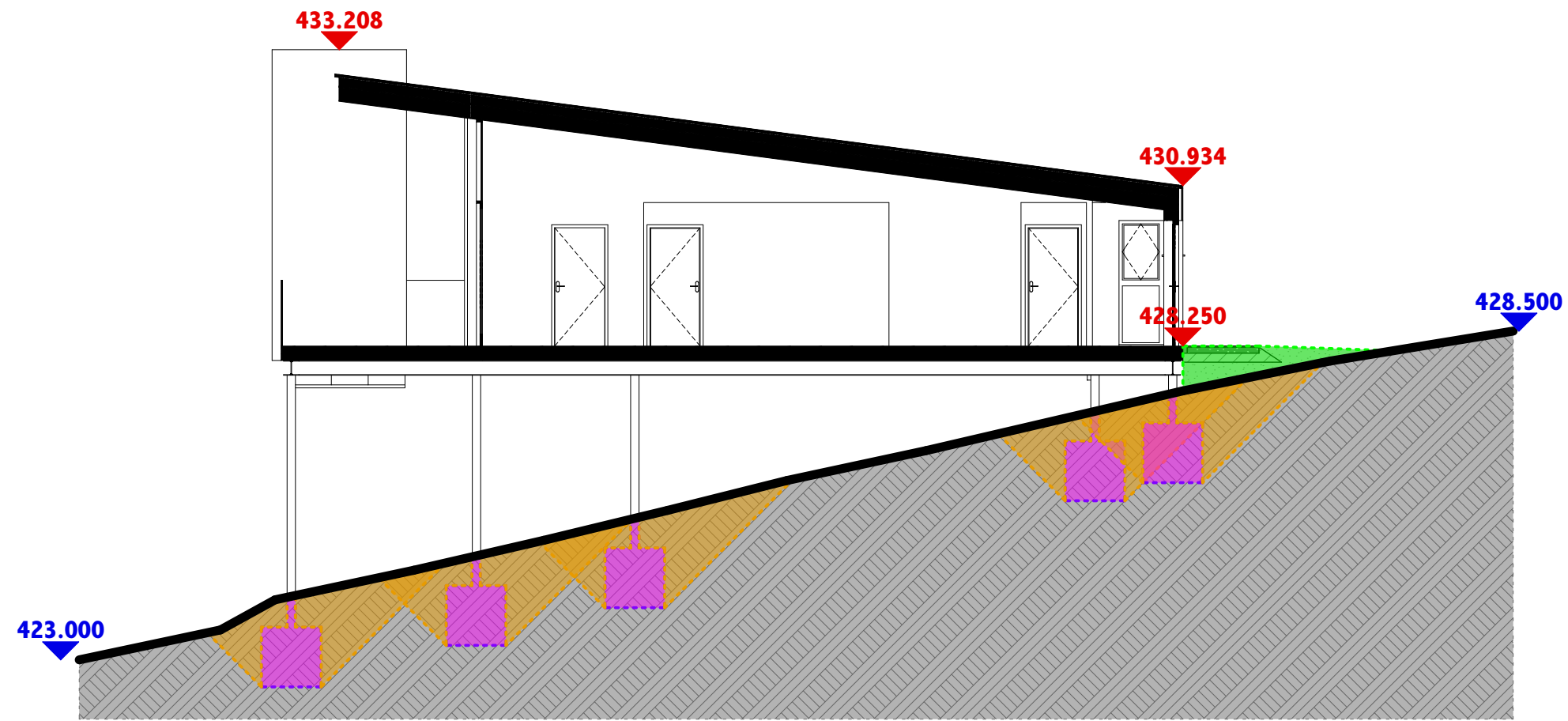
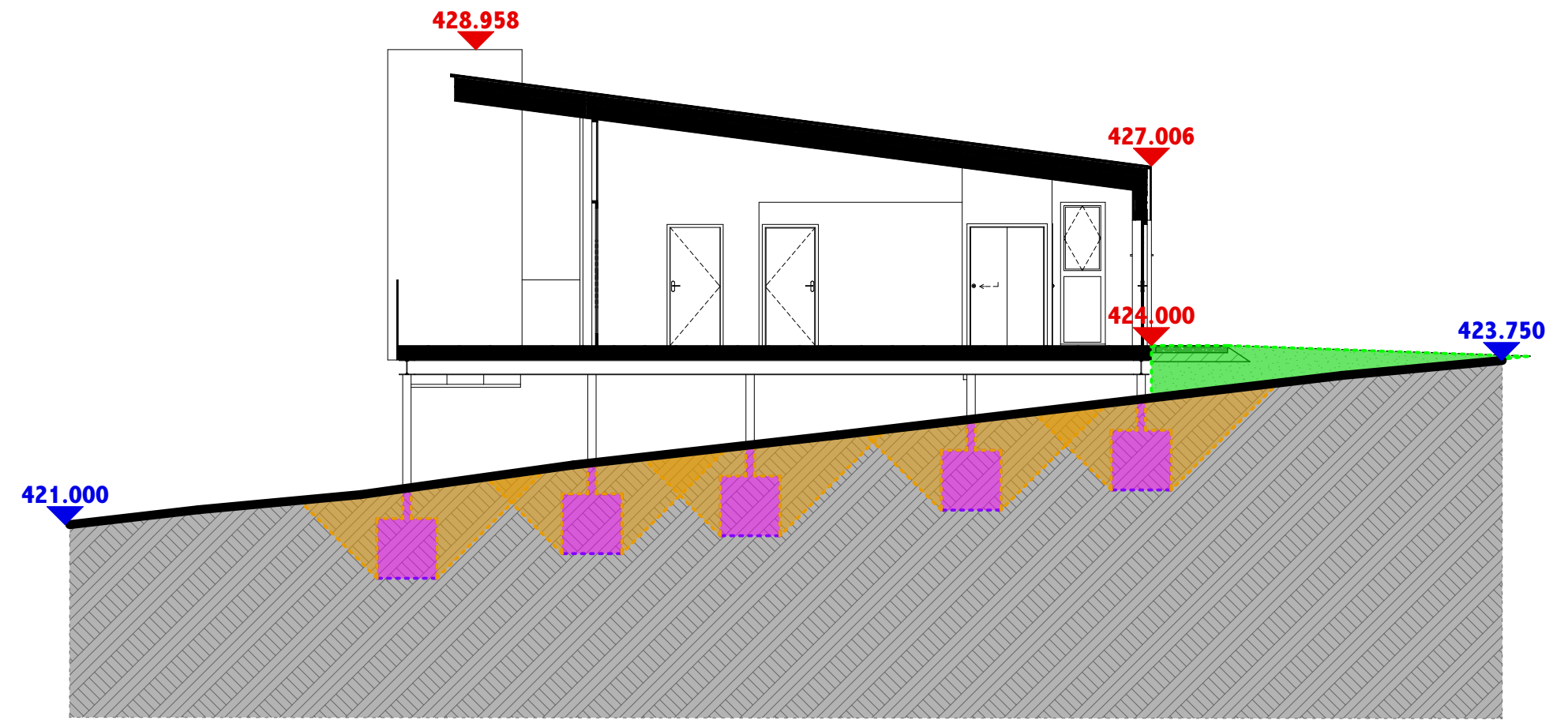
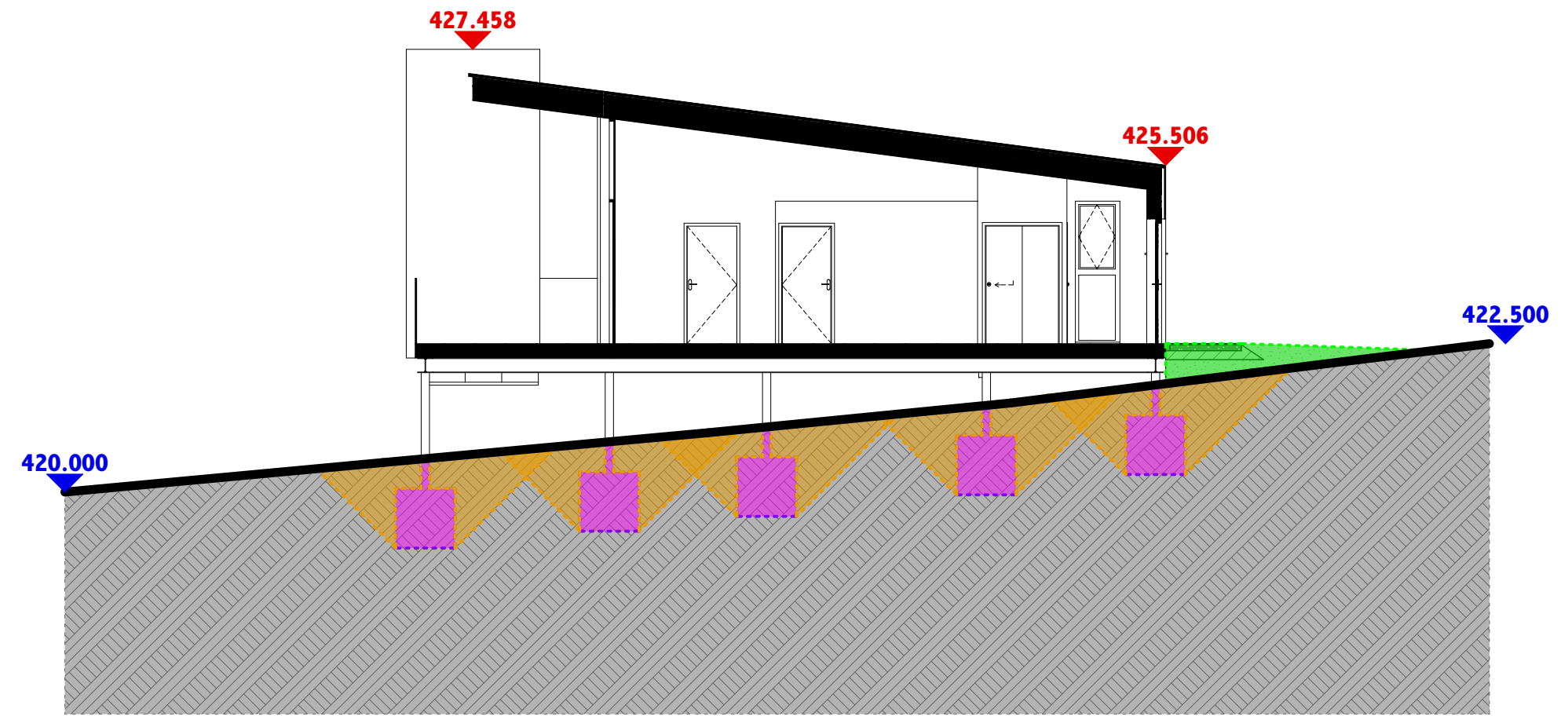
MAC
architects

24 Oldmeldrum Road
Newmachar
Aberdeen
AB21 0PI

101651 862688
e info@mac-architects.co.uk
w www.mac-architects.co.uk



FOUNDATIONS



NOTES

- Do not scale off this drawing.
- All dimensions are in millimetres unless otherwise stated.
- This drawing is to be read in conjunction with all relevant MAC Architects, civil/structural, and services engineer's drawings and specifications.
- Contractor to check all dimensions on site prior to commencement of works on site or manufacture of any element taking place and any discrepancies to be notified to MAC Architects / Client.
- All works and materials to be carried out in accordance with the current building regulations and local bye-laws and to comply fully with current British Standards and codes of practice including EEC Regulations and Safety Acts 6 / or any European Standards that may be relevant.
- All works to be carried out to the satisfaction of the local building control officer.
- All elements & products specified are to be installed as per manufacturers written specification.

Scale @ 1:1

NOTES

- Contractor to check on site for any potential hazards prior to starting works & ensure work force are aware of any risk assessments and method statements created to allow them to carry out the job in the safest possible way to themselves and others.
- Contractor to measure any existing area required for steelwork & also to site size Architects drawings prior to manufacture. Any discrepancies to be notified to MAC Architects.
- Contractor to measure existing window and door openings before manufacturing or ordering any element.
- All windows and doors must have mastic seals both internally and externally.
- It is the clients responsibility to inform their house insurers that alterations are being carried out to their building.
- Contractor must keep the existing building wind and water tight throughout the construction.
- If drawings are stamped as "BUILDING WARRANT" then MAC Architects have no responsibility for any material design, internal finishes or fixed furniture unless otherwise stated.

NOTES

- All specification of finishes are to be confirmed by the client to the contractor before any work is carried out.
- If drawings are stamped as "BUILDING WARRANT" the location of sockets, switches, radiators, extracts and lighting are to be confirmed by the client.
- Client to be responsible for informing local authority of key stages of construction as requested under the PLANNING APPLICATION and BUILDING WARRANT APPLICATION including start and completion dates via relevant forms issued with approval documents.
- This drawing cannot be reproduced or used in any way without the express written permission of MAC Architects. All design intent and content is copyright of MAC Architects.
- Any deviation on site from approved BUILDING WARRANT or CONSTRUCTION issue drawings highlighted by Building Control during Completion Certification and requesting "AS BUILT" drawings will be charged at MAC Architects standard hourly rate.

SITE DRAINAGE KEY

- SURFACE WATER SOAKAWAY WITH 1050mm DIA. RING WITH 1000mm STORAGE DEPTH. SOAKAWAYS CONTAINED WITHIN 1250 X 1250mm TERRAM 1000 GEOTEXTILE MEMBRANE AND CONNECTED TO 110mm UPVC OUTFALL PIPE FROM CABIN RWPS
- LINE OF 110mm UPVC SURFACE WATER FROM CABINS
- SEPTIC TANK - ALL TO BE MINIMUM 3,600 LITRES EXCEPT TANK SERVING CABINS 1+2 WHICH IS TO BE MINIMUM 2,700 LITRES
- LINE OF 110mm UPVC FOUL WATER FROM CABINS
- INDICATES ZONES OF TREES IMPACTED BY PROPOSED DRAINAGE AS PER CKD AIA

AREA OF DEVELOPMENT* - 0.5473 Ha

AREA OUTLINED IN BLUE WITHIN CONTROL OF THE APPLICANT

SOAKAWAY SIZES

CABIN 1 + 2 -	25m2
CABIN 3 + 4 -	34.6m2
CABIN 5, 6 + 7 -	36.4m2
CABIN 8, 9 + 10 -	56.5m2
CABIN 11 + 12 -	29.3m2

THE LOCATION, DESIGN AND POSITION OF SOAKAWAYS + SEPTIC TANKS TO AVOID EXISTING TREES AND ROOT STRUCTURES

* - BUILDING FOOTPRINT / ROADS / CARPARK / PATHS

Issue Status

PLANNING APPLICATION

FOREST CABINS

Lewis + Rachel Gray,
Gorriff,
Strathdon,
Aberdeenshire,
AB36 8YP

Drawing Title

Cabin 1 / 2 / 3 - Block Plan + Site Section

Scale at A1

1:100

Date

21.06.18

Drawn

JC

Checked

EM

Approved

BM

Job No.

323

Drawing No.

323(GA)005

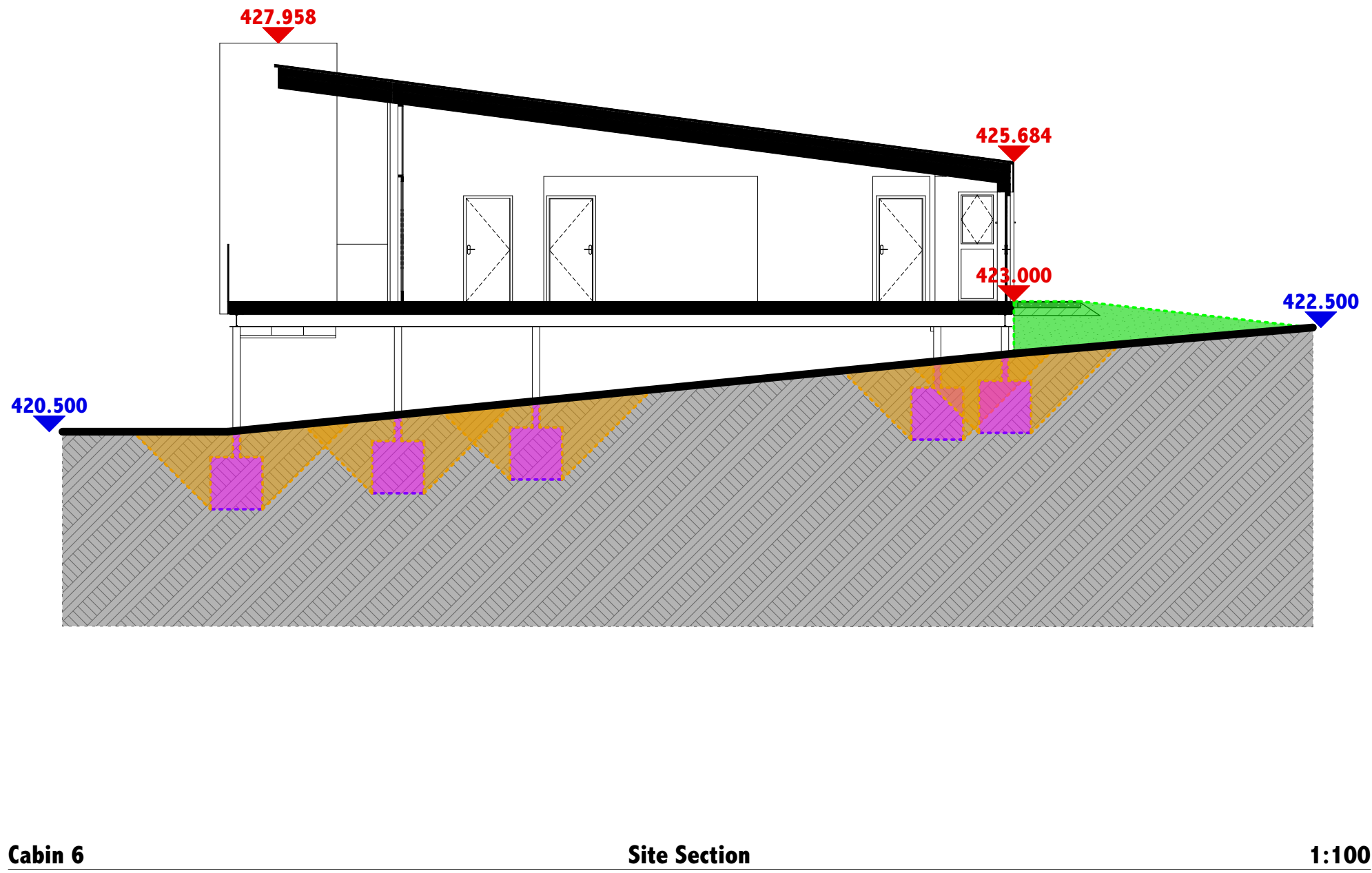
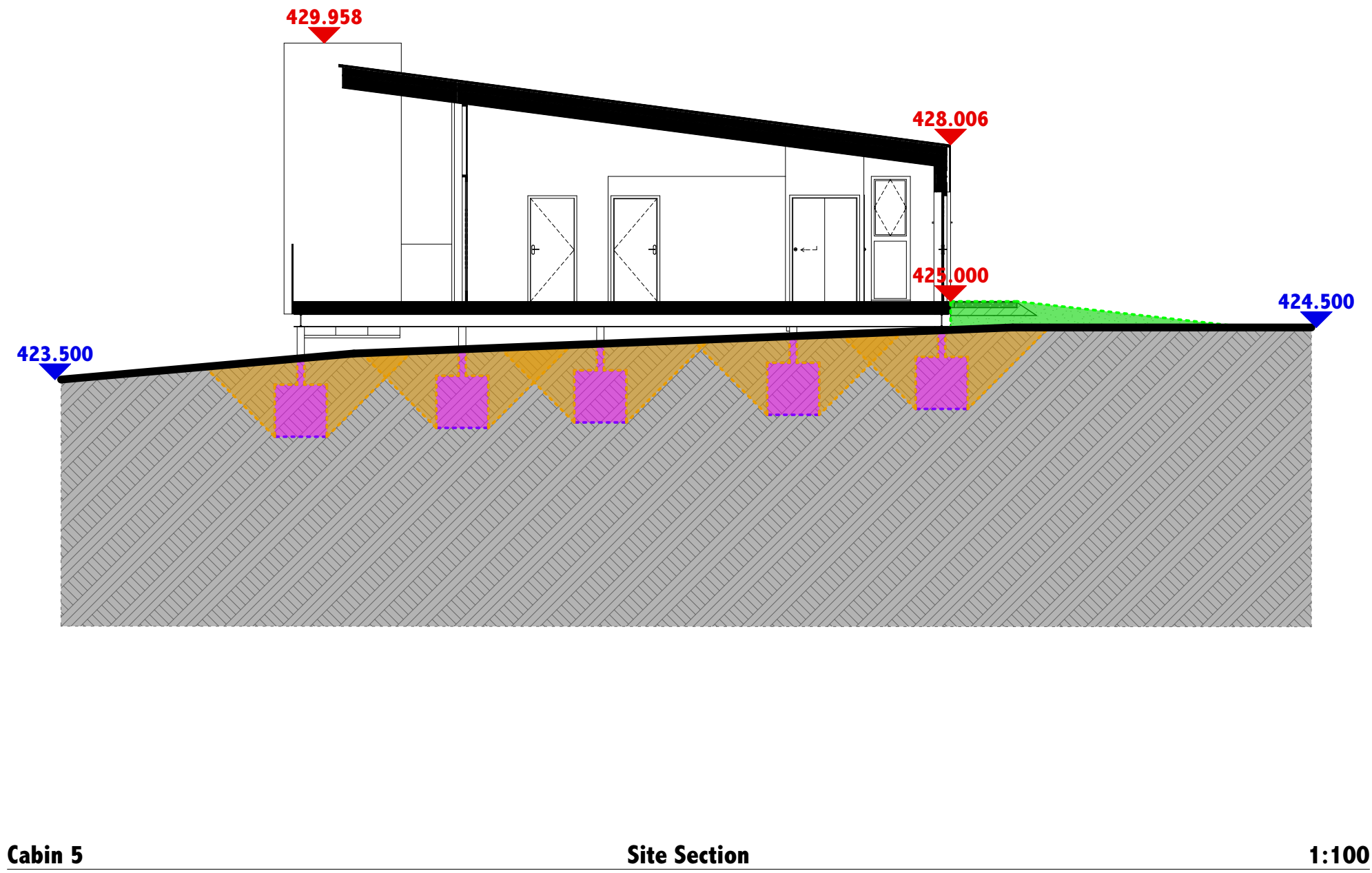
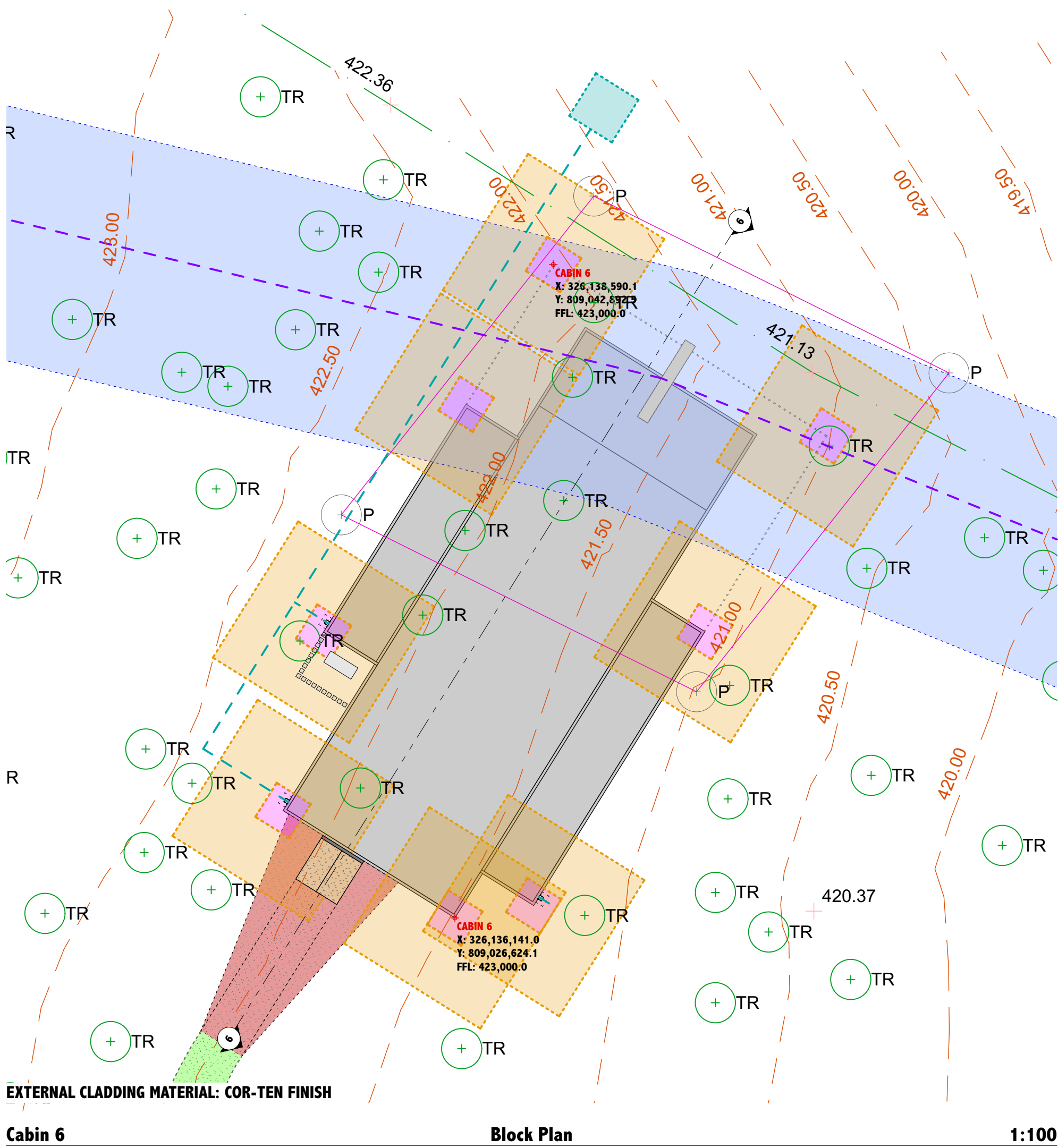
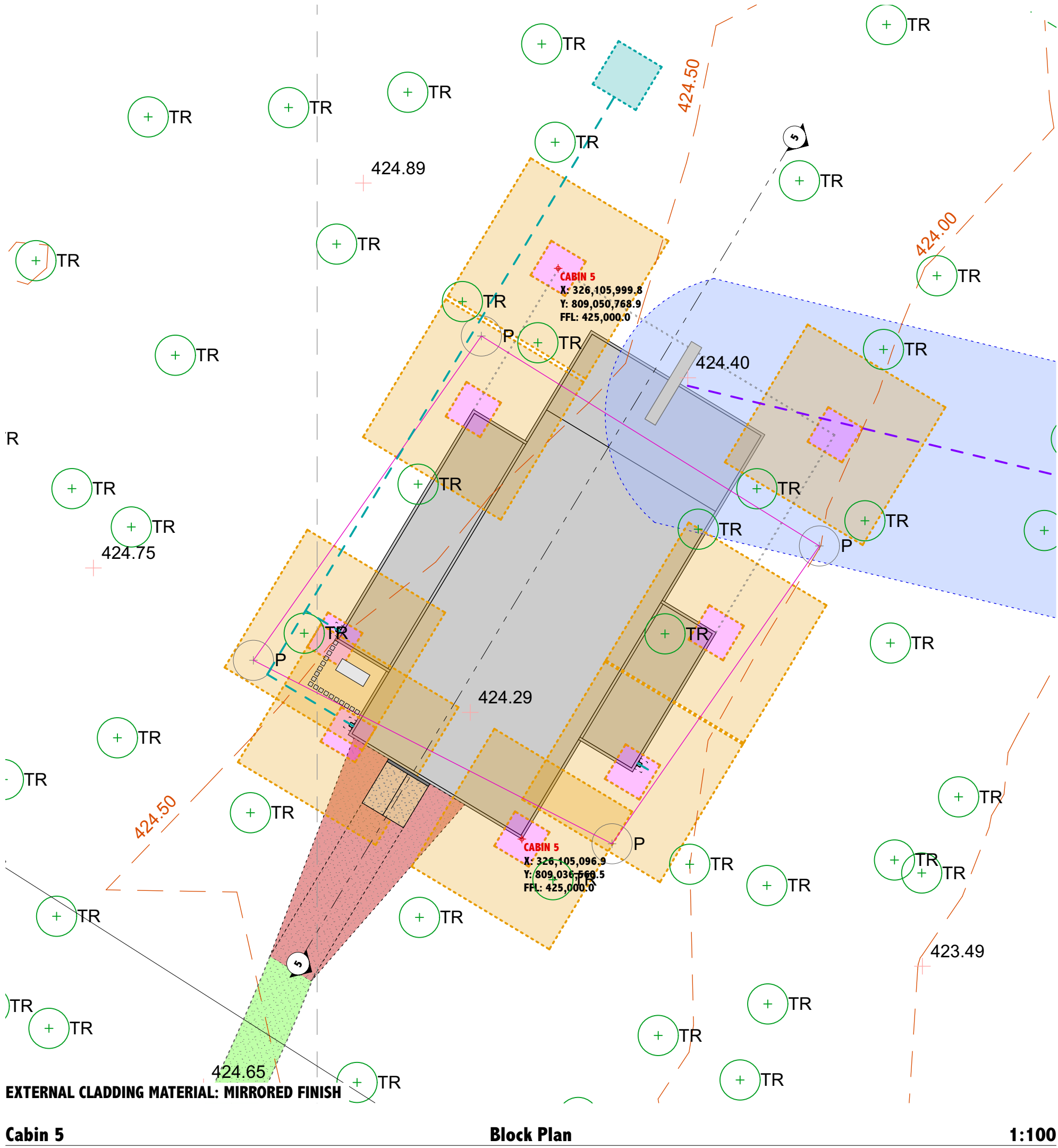
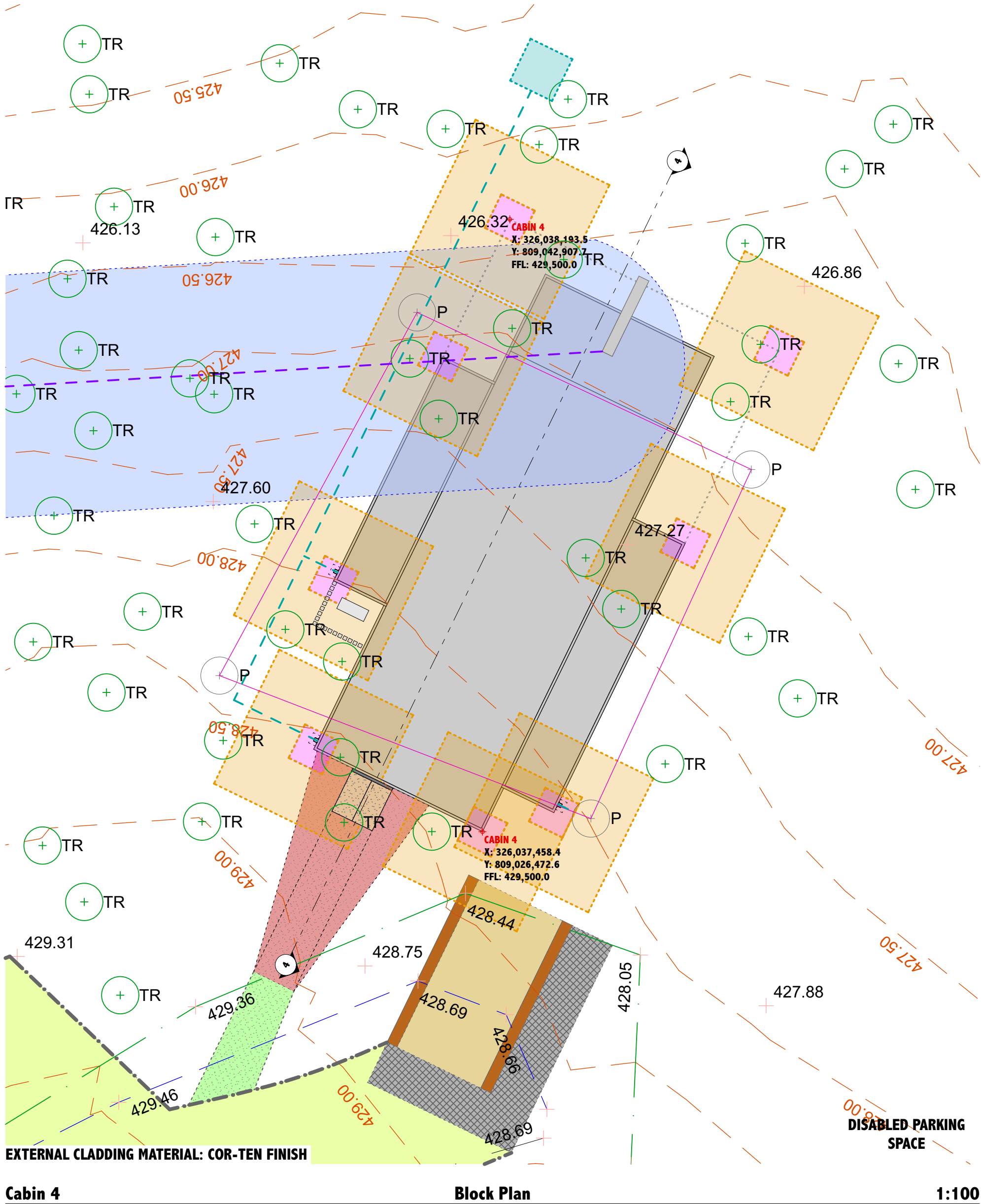
Rev.

C

MAC
architects

24 Oldmeldrum Road
Newmachar
Aberdeen
AB21 0PI

101651 862688
e info@mac-architects.co.uk
w www.mac-architects.co.uk



NOTES

- Do not scale off this drawing.
- All dimensions are in millimetres unless otherwise stated.
- This drawings to be read in conjunction with all relevant MAC Architects, civil/structural, and services engineer's drawings and specifications.
- Contractor to check all dimensions on site prior to commencement of works on site or manufacture of any element taking place and any discrepancies to be notified to MAC Architects / Client.
- All works and materials to be carried out in accordance with the current building regulations and local bye-laws and to comply fully with current British Standards and codes of practice including EE Regulations and all Safety Acts (s) or any European Standards that may be relevant.
- All works to be carried out to the satisfaction of the local building control officer.
- All elements & products specified are to be installed all as per manufacturers written specification.

NOTES

- Contractor to check on site for any potential hazards prior to starting works & ensure work force are aware of any risk assessments and method statements created to allow them to carry out the job in the safest possible way to themselves and others.
- Contractor to measure any existing area required for steelwork & also to site size Architects drawings prior to manufacture. Any discrepancies to be notified to MAC Architects.
- Contractor to measure existing window and door openings before manufacturing or ordering any element.
- All windows and doors must have mastic seals both internally and externally.
- It is the clients responsibility to inform their house insurers that alterations are being carried out to their building.
- Contractor must keep the existing building void and water right throughout the construction.
- If drawings are stamped as "BUILDING WARRANT" then MAC Architects have no responsibility for any material design, internal finishes or fixed furniture unless otherwise stated.

NOTES

- All specification of finishes are to be confirmed by the client to the contractor before any work is carried out.
- If drawings are stamped as "BUILDING WARRANT" the location of sockets, switches, radiators, extracts and lighting are to be confirmed by the client.
- Client to be responsible for informing local authority of key stages of construction as requested under the PLANNING APPLICATION and BUILDING WARRANT APPLICATION including start and completion dates via relevant forms issued with approval documents.
- This drawing cannot be reproduced or used in any way without the express written permission of MAC Architects. All design intent and content is copyright of MAC Architects.
- Any deviation on site from approved BUILDING WARRANT or CONSTRUCTION issue drawings highlighted by Building Control during Completion Certification and requesting "AS BUILT" drawings will be charged at MAC Architects standard hourly rate.

SITE DRAINAGE KEY

- SURFACE WATER SOAKAWAY WITH 1050mm DIA. RING WITH 1000mm STORAGE DEPTH. SOAKWAYS CONTAINED WITHIN 1250 X 1250mm TERRAM 1000 GEOTEXTILE MEMBRANE AND CONNECTED TO 110mm UPVC OUTFALL PIPE FROM CABIN RWPS
- LINE OF 110mm UPVC SURFACE WATER FROM CABINS
- SEPTIC TANK - ALL TO BE MINIMUM 3,600 LITRES EXCEPT TANK SERVING CABINS 1+2 WHICH IS TO BE MINIMUM 2,700 LITRES
- LINE OF 110mm UPVC FOUL WATER FROM CABINS
- INDICATES ZONES OF TREES IMPACTED BY PROPOSED DRAINAGE AS PER CND AIA

Rev.	Date	Description	Drn.	Chkd.	Appd.
A	21.08.18	Updated for Planning	JC	EM	BM
B	08.11.18	Updated for Planning	JC	EM	BM
C	24.01.19	AIA Tree Zone Information Added	JC	EM	BM

AREA OF DEVELOPMENT* - 0.5473 Ha

AREA OUTLINED IN BLUE WITHIN CONTROL OF THE APPLICANT

SOAKAWAY SIZES

CABIN 1 + 2 -	25m ²
CABIN 3 + 4 -	34.6m ²
CABIN 5, 6 + 7 -	36.4m ²
CABIN 8, 9 + 10 -	56.5m ²
CABIN 11 + 12 -	29.3m ²

THE LOCATION, DESIGN AND POSITION OF SOAKAWAYS + SEPTIC TANKS TO AVOID EXISTING TREES AND ROOT STRUCTURES

* - BUILDING FOOTPRINT / ROADS / CARPARK / PATHS

Issue Status

PLANNING APPLICATION

FOREST CABINS
Lewis + Rachel Gray,
Gorgarrif,
Strathdon,
Aberdeenshire,
AB36 8YP

Drawing Title
Cabin 4 / 5 / 6 - Block Plan + Site Section

Scale at A1
1:100

Date
21.06.18

Drawn
JC

Checked
EM

Approved
BM

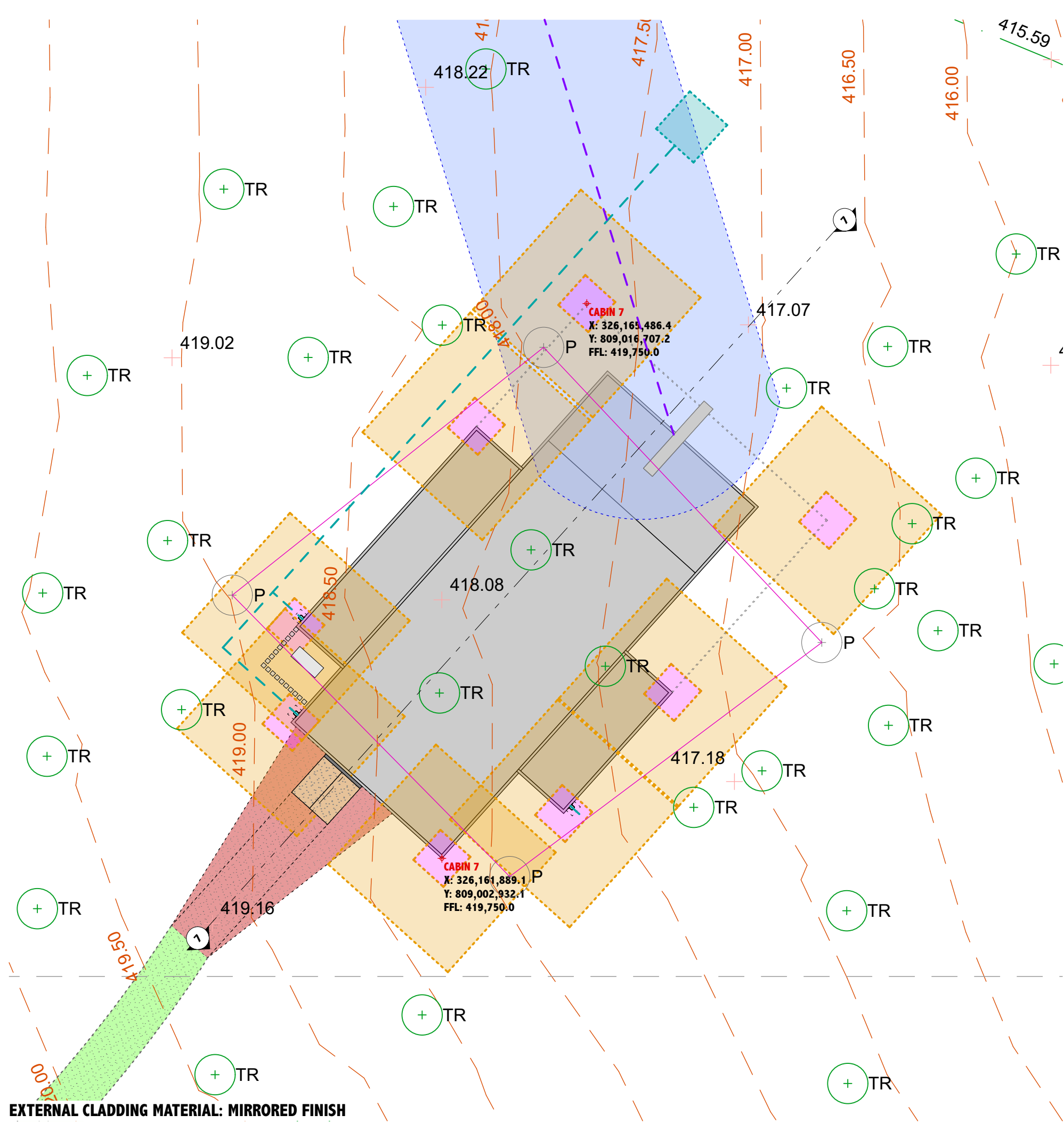
Job No.
323

Drawing No.
323(GA)006

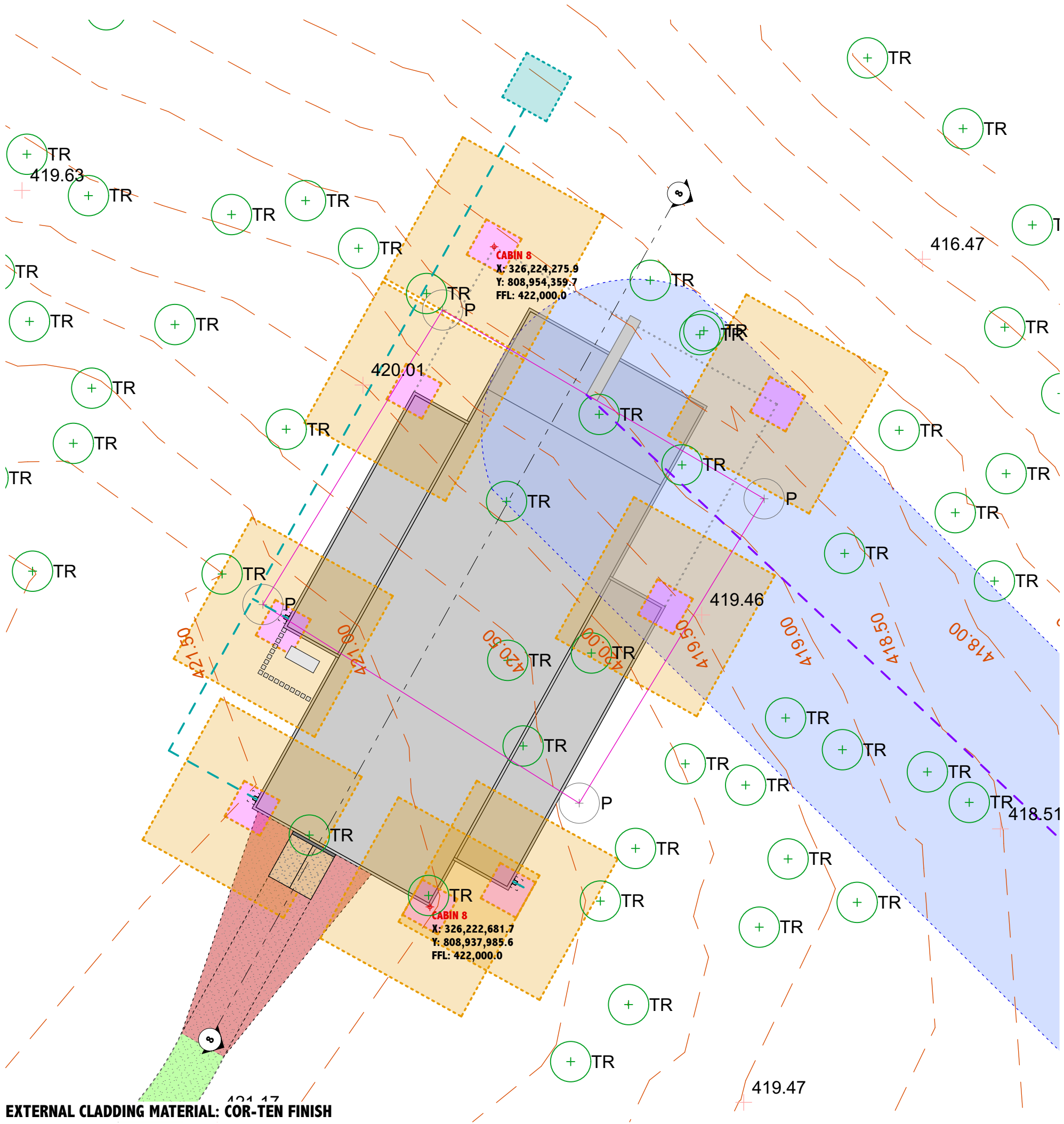
Rev.
C

MAC architects
24 Oldmeldrum Road
Newmachar
Aberdeen
AB21 0PI

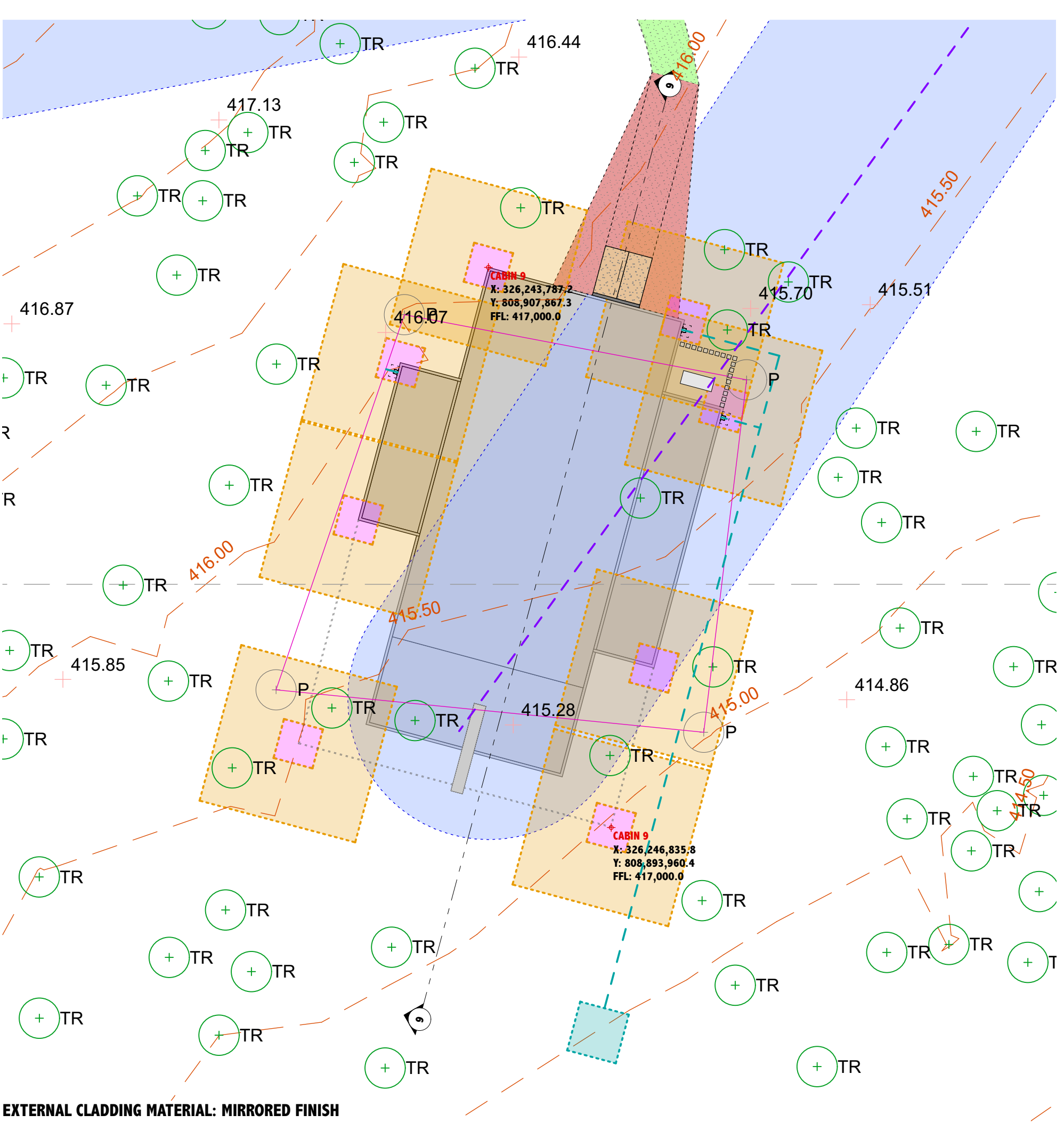
101651 862688
e info@mac-architects.co.uk
w www.mac-architects.co.uk



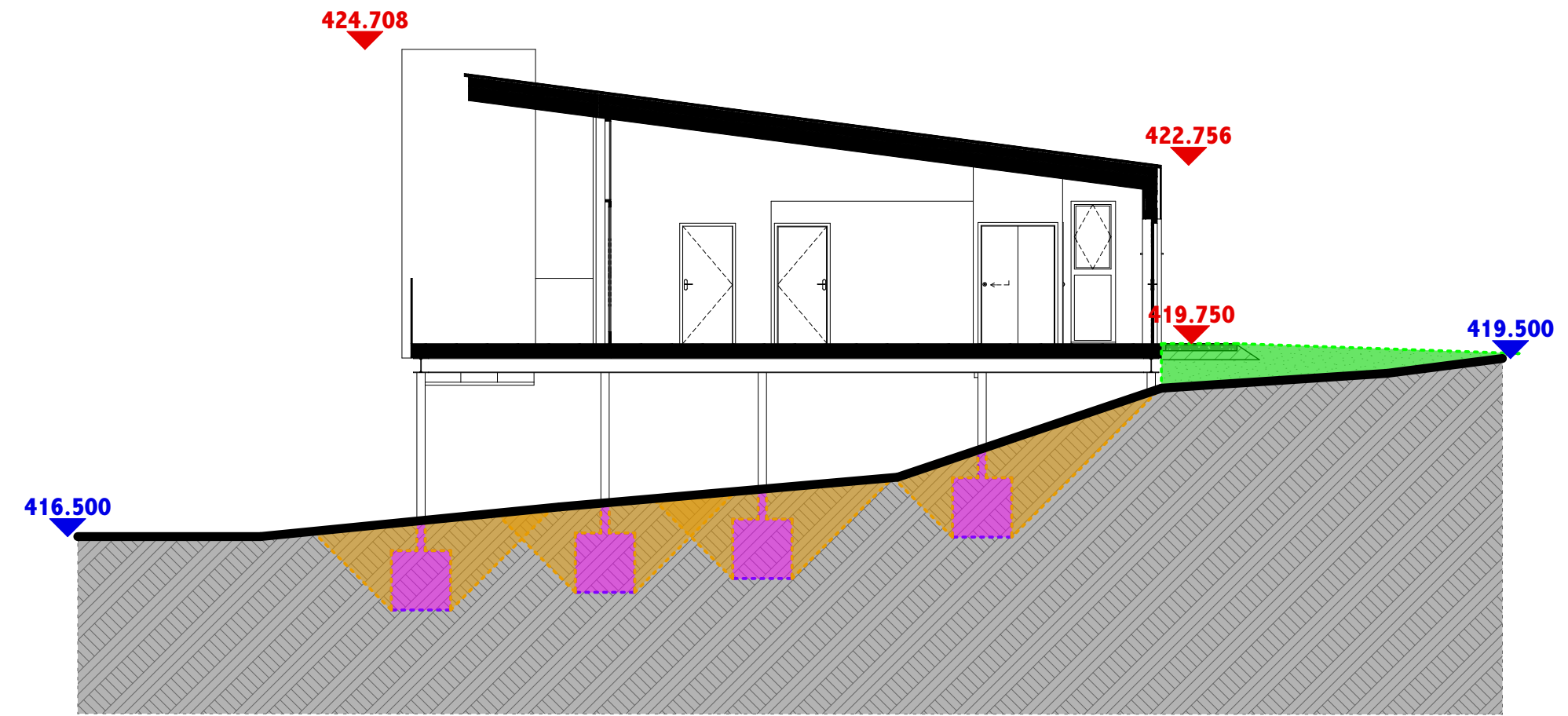
Cabin 7 Block Plan 1:100



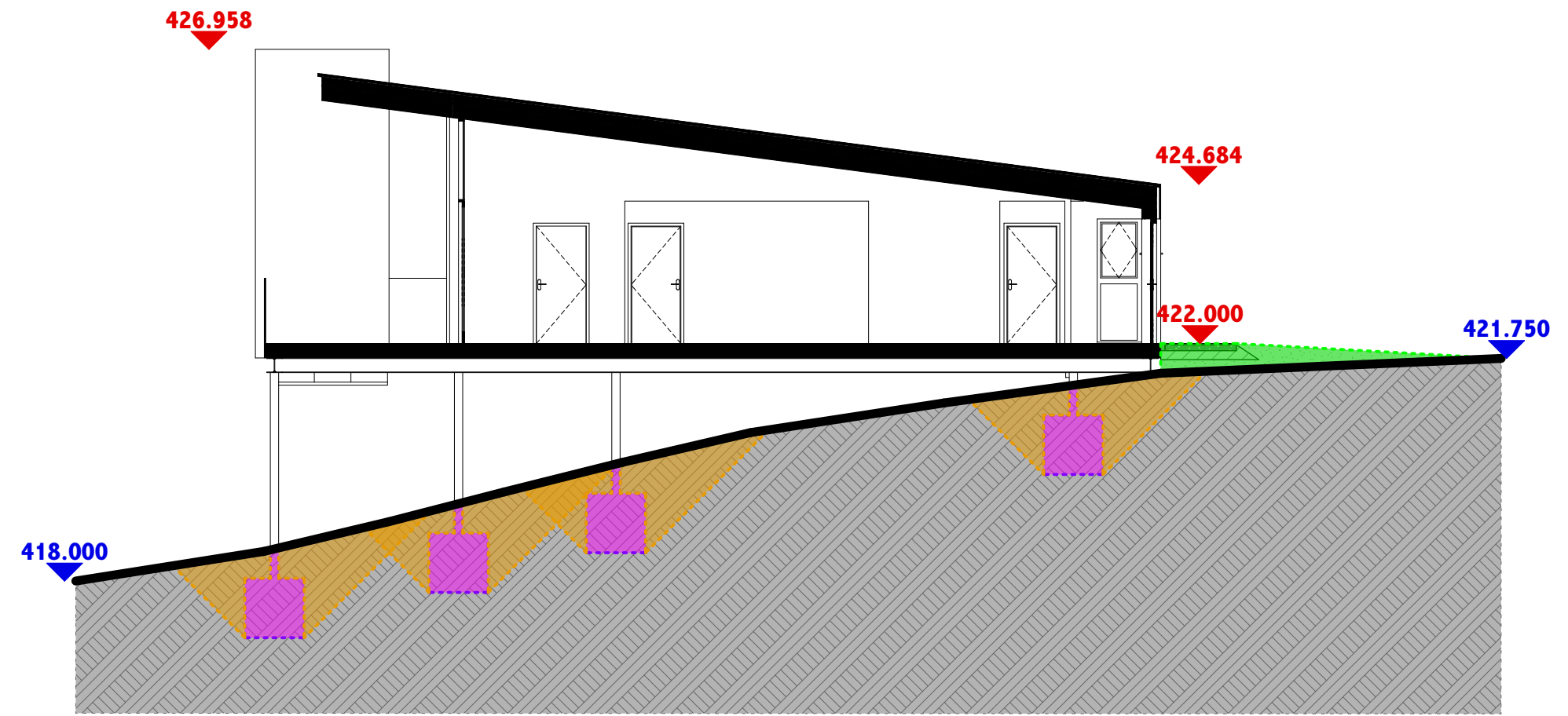
Cabin 8 Block Plan 1:100



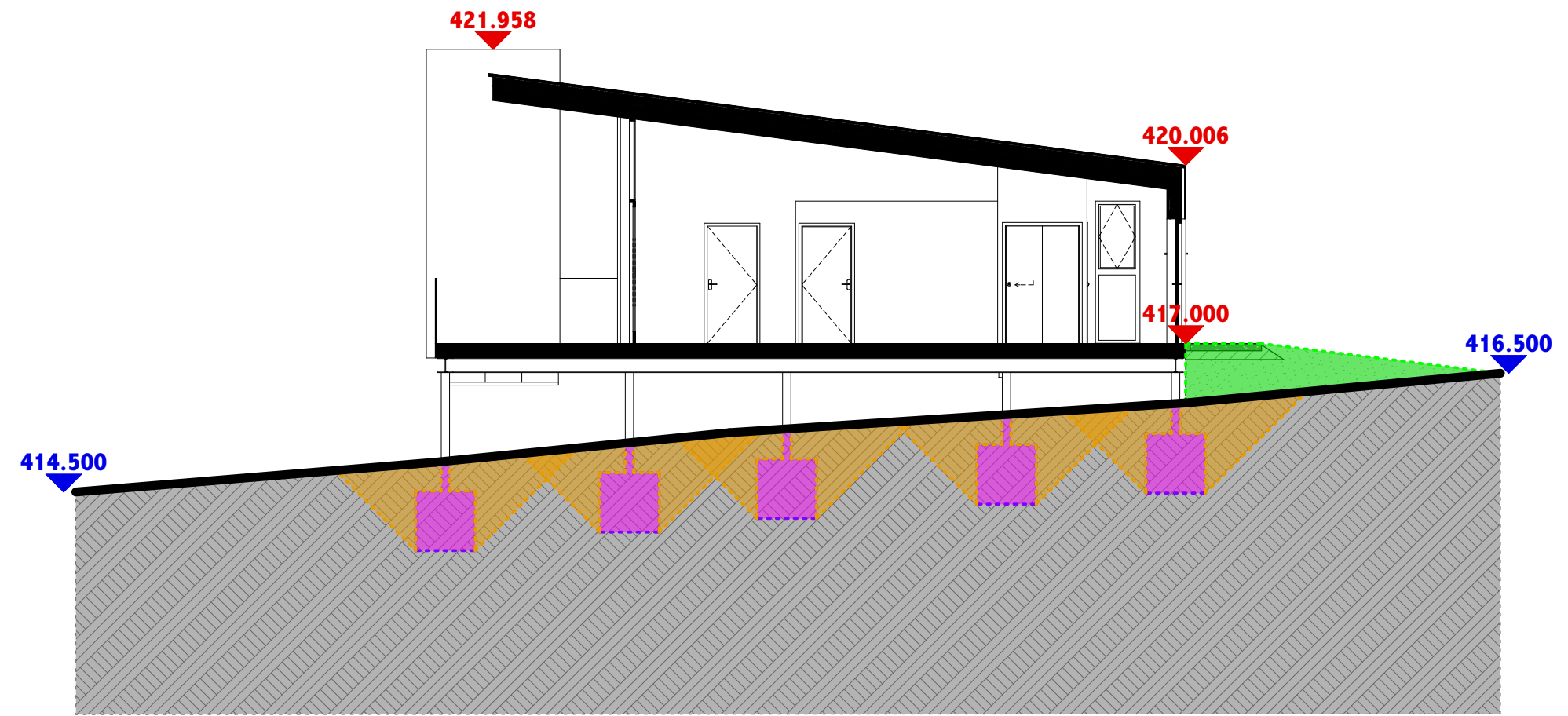
Cabin 9 Block Plan 1:100



Cabin 7 Site Section 1:100



Cabin 8 Site Section 1:100



Cabin 9 Site Section 1:100

NOTES

- Do not scale off this drawing.
- All dimensions are in millimetres unless otherwise stated.
- This drawing is to be read in conjunction with all relevant MAC Architects, civil/structural, and services engineer's drawings and specifications.
- Contractor to check all dimensions on site prior to commencement of works on site or manufacture of any element taking place and any discrepancies to be notified to MAC Architects / Client.
- All works and materials to be carried out in accordance with the current building regulations and local bye-laws and to comply fully with current British Standards and codes of practice including EEC Regulations and all Safety Acts & / or any European Standards that may be relevant.
- All works to be carried out to the satisfaction of the local building control officer.
- All elements & products specified are to be installed as per manufacturers written specification.

Scale @ 1:1

NOTES

- Contractor to check on site for any potential hazards prior to starting works & ensure work force are aware of any risk assessments and method statements created to allow them to carry out the job in the safest possible place to themselves and others.
- Contractor to measure any existing area required for steelwork & also to site size Architects drawings prior to manufacture. Any discrepancies to be notified to MAC Architects.
- Contractor to measure existing window and door openings before manufacturing or ordering any element.
- All windows and doors must have mastic seals both internally and externally.
- It is the clients responsibility to inform their house insurers that alterations are being carried out to their building.
- Contractor must keep the existing building void and water tight throughout the construction.
- If drawings are stamped as "BUILDING WARRANT" then MAC Architects have no responsibility for any material design, internal finishes or fixed furniture unless otherwise stated.

NOTES

- All specification of finishes are to be confirmed by the client to the contractor before any work is carried out.
- If drawings are stamped as "BUILDING WARRANT" the location of sockets, switches, radiators, extracts and lighting are to be confirmed by the client.
- Client to be responsible for informing local authority of key stages of construction as requested under the PLANNING APPLICATION and BUILDING WARRANT APPLICATION including start and completion dates via relevant forms issued with approval documents.
- This drawing cannot be reproduced or used in any way without the express written permission of MAC Architects. All design intent and content is copyright of MAC Architects.
- Any deviation on site from approved BUILDING WARRANT or CONSTRUCTION issue drawings highlighted by Building Control during Completion Certification and requesting "AS BUILT" drawings will be charged at MAC Architects standard hourly rate.

SITE DRAINAGE KEY

- SURFACE WATER SOAKAWAY WITH 1050mm DIA. RING WITH 1000mm STORAGE DEPTH. SOAKAWAYS CONTAINED WITHIN 1250 X 1250mm TERRAM 1000 GEOTEXTILE MEMBRANE AND CONNECTED TO 110mm UPVC OUTFALL PIPE FROM CABIN RWPS
- LINE OF 110mm UPVC SURFACE WATER FROM CABINS
- SEPTIC TANK - ALL TO BE MINIMUM 3,600 LITRES EXCEPT TANK SERVING CABINS 1+2 WHICH IS TO BE MINIMUM 2,700 LITRES
- LINE OF 110mm UPVC FOUL WATER FROM CABINS
- INDICATES ZONES OF TREES IMPACTED BY PROPOSED DRAINAGE AS PER CND AIA

AREA OF DEVELOPMENT* - 0.5473 Ha

AREA OUTLINED IN BLUE WITHIN CONTROL OF THE APPLICANT

SOAKAWAY SIZES

CABIN 1 + 2 -	25m ²
CABIN 3 + 4 -	34.6m ²
CABIN 5, 6 + 7 -	36.4m ²
CABIN 8, 9 + 10 -	56.5m ²
CABIN 11 + 12 -	29.3m ²

THE LOCATION, DESIGN AND POSITION OF SOAKAWAYS + SEPTIC TANKS TO AVOID EXISTING TREES AND ROOT STRUCTURES

* - BUILDING FOOTPRINT / ROADS / CARPARK / PATHS

Issue Status

PLANNING APPLICATION

FOREST CABINS
Lewis + Rachel Gray,
Corgarff,
Strathdon,
Aberdeenshire,
AB36 8YP

Drawing Title
Cabin 7 / 8 / 9 - Block Plan + Site Section

Scale at A1
1:100

Date
21.06.18

Drawn
JC

Checked
EM

Approved
BM

Job No.
323

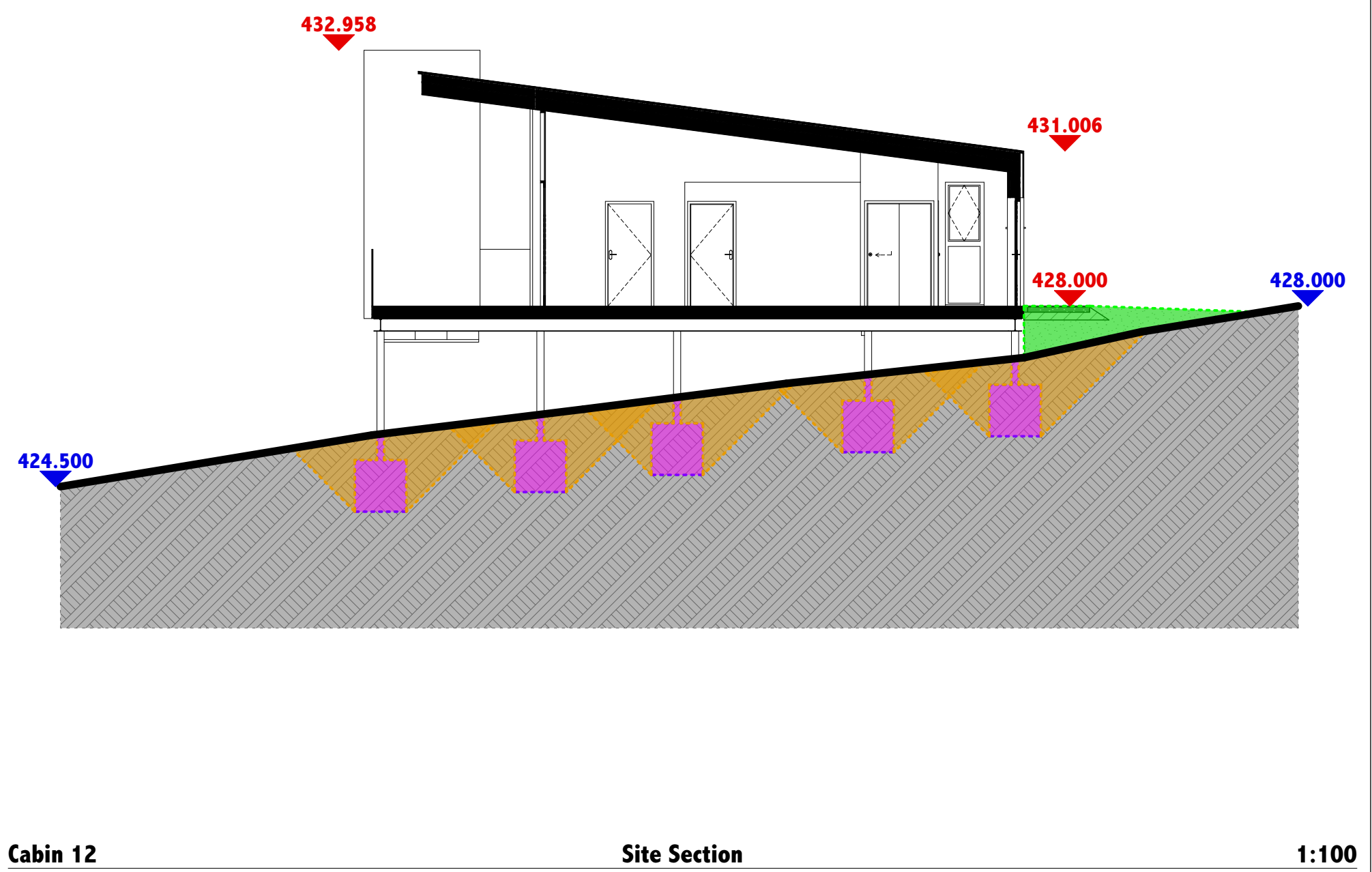
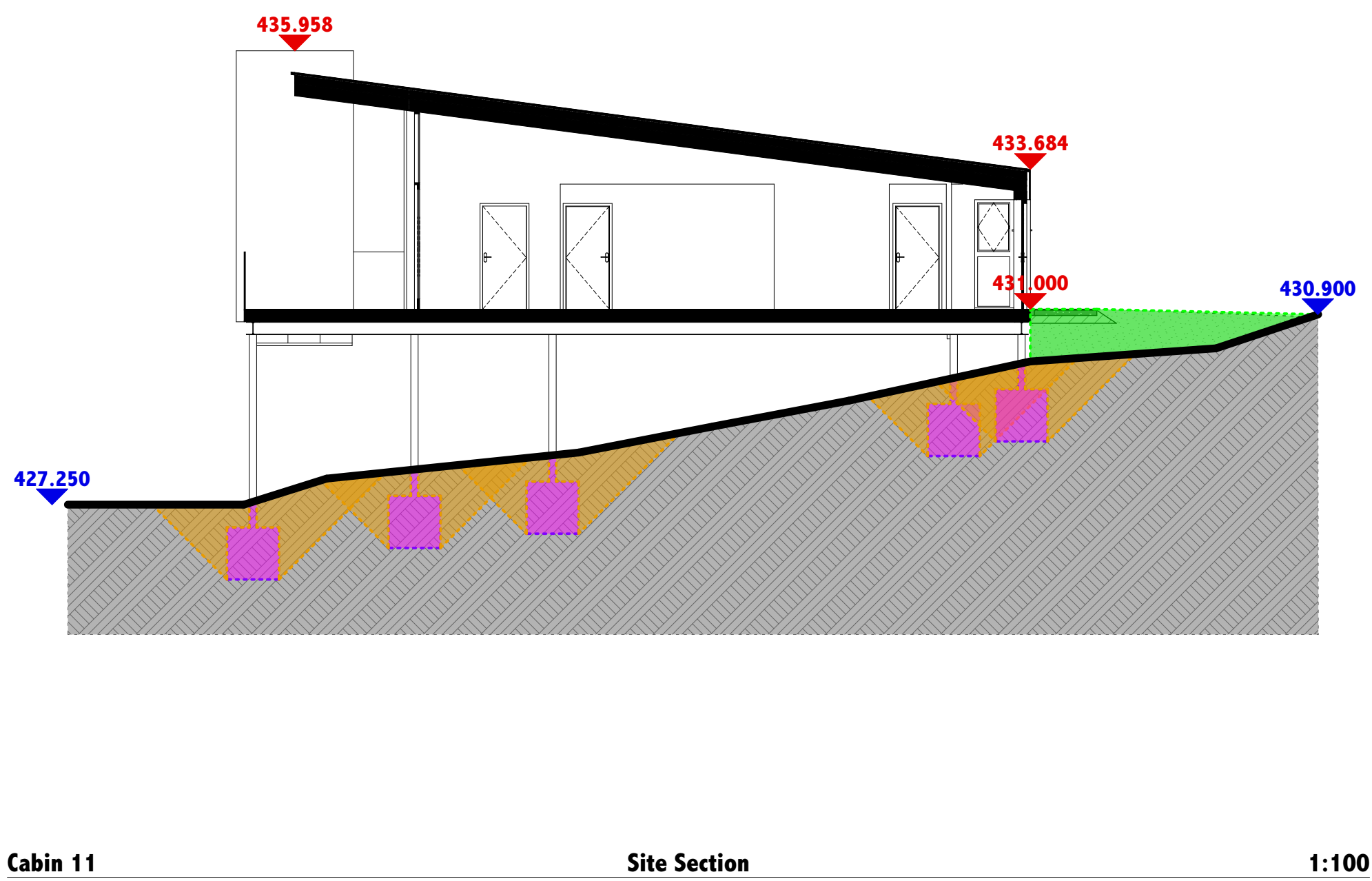
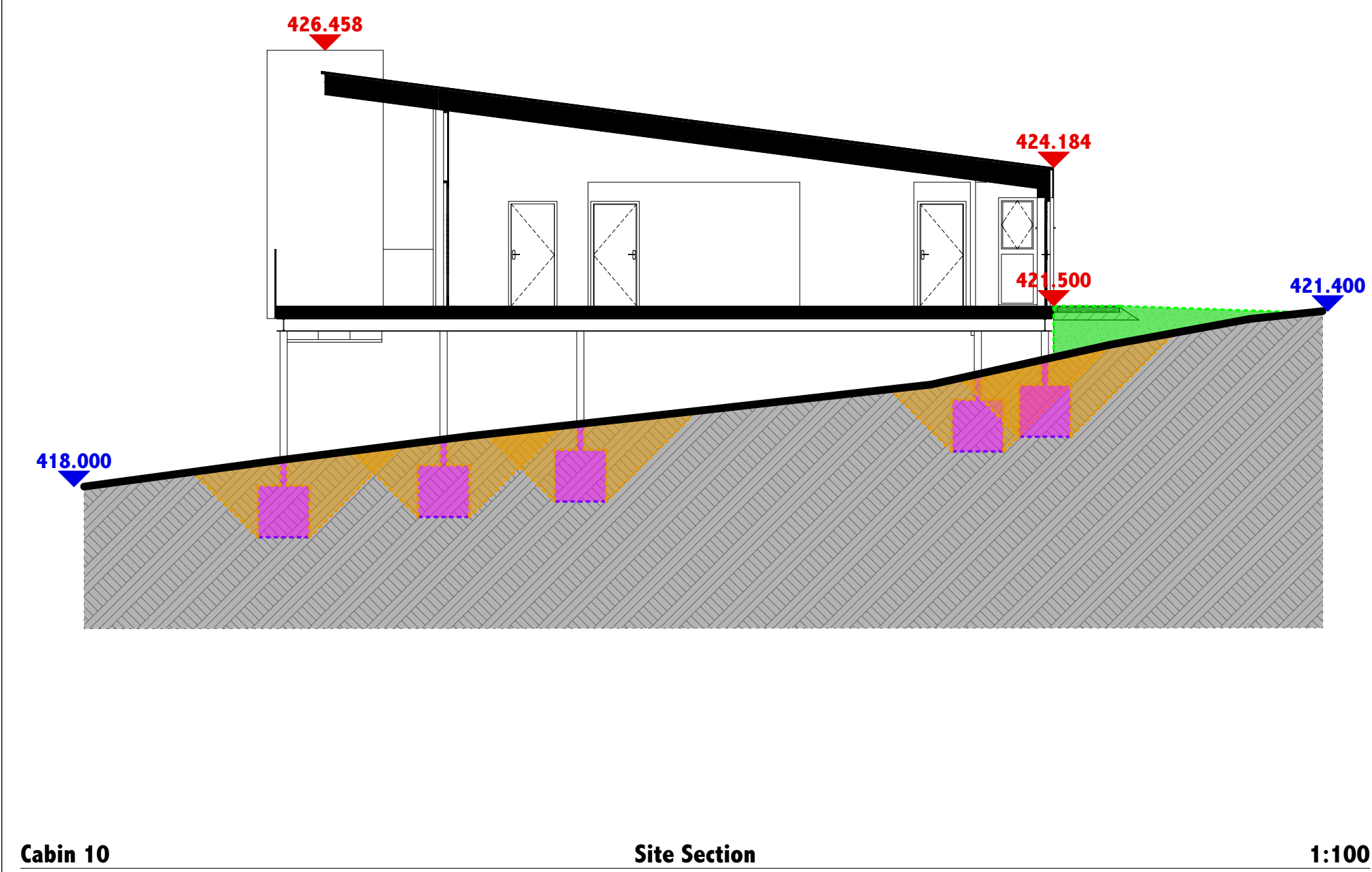
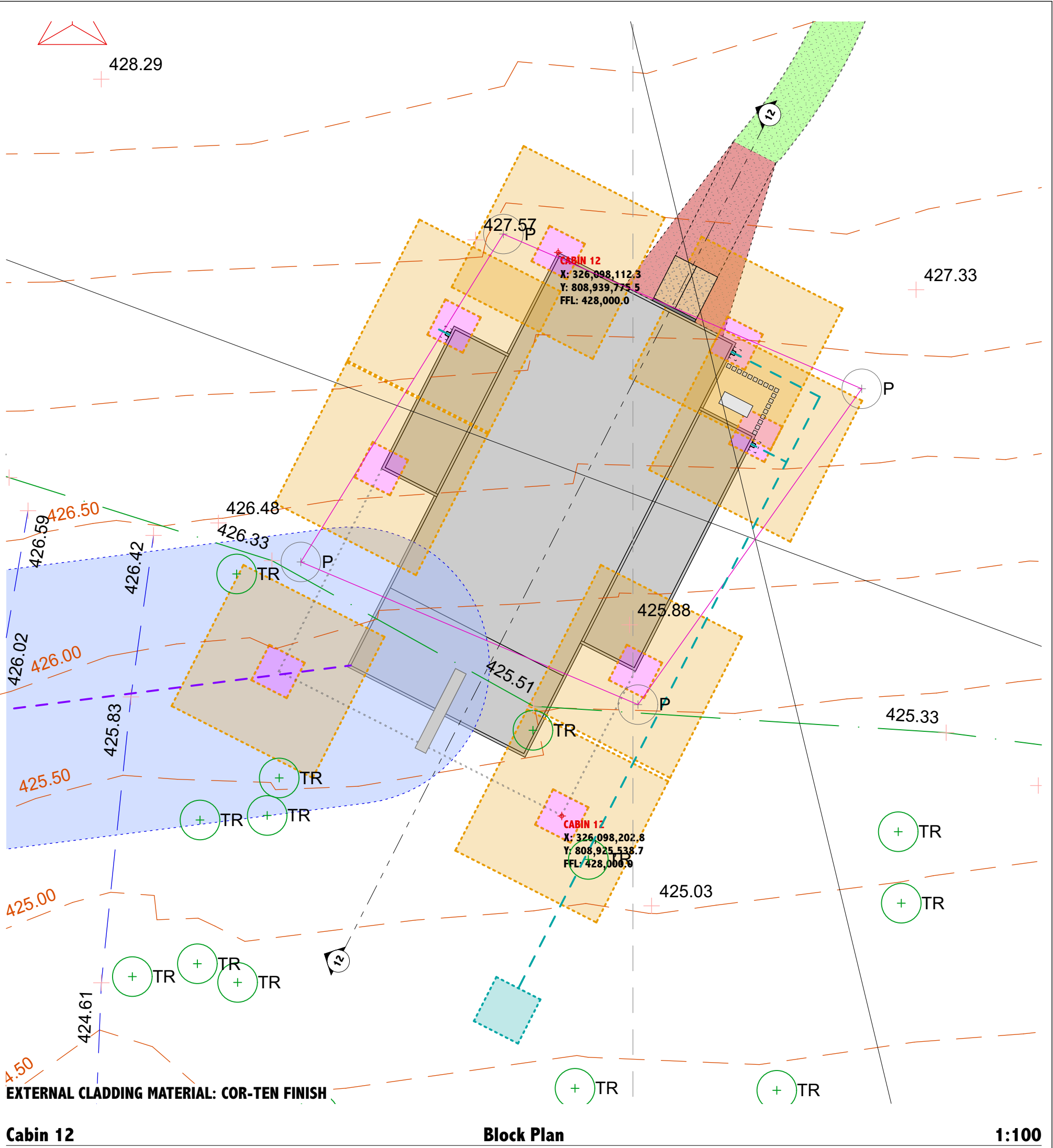
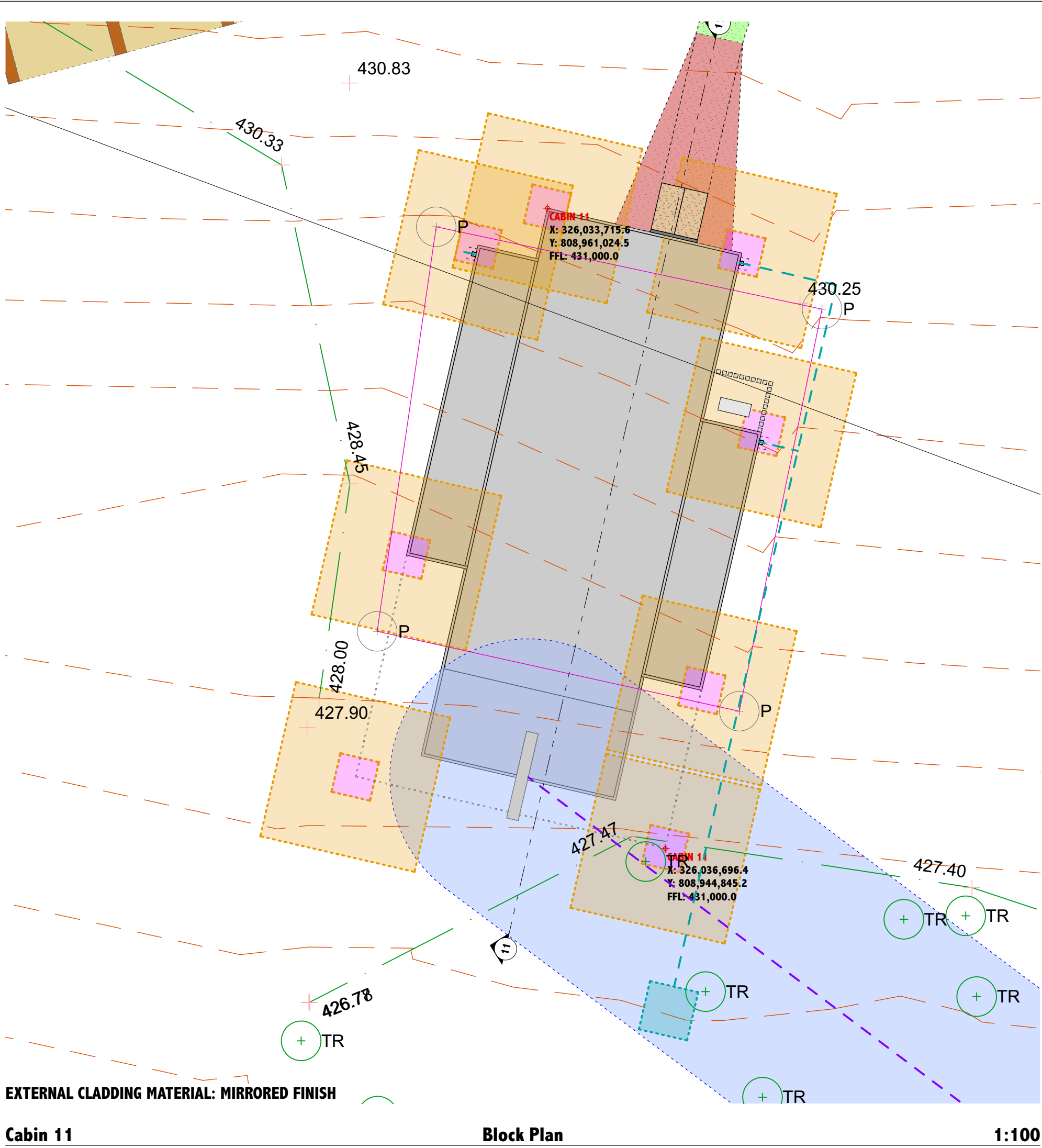
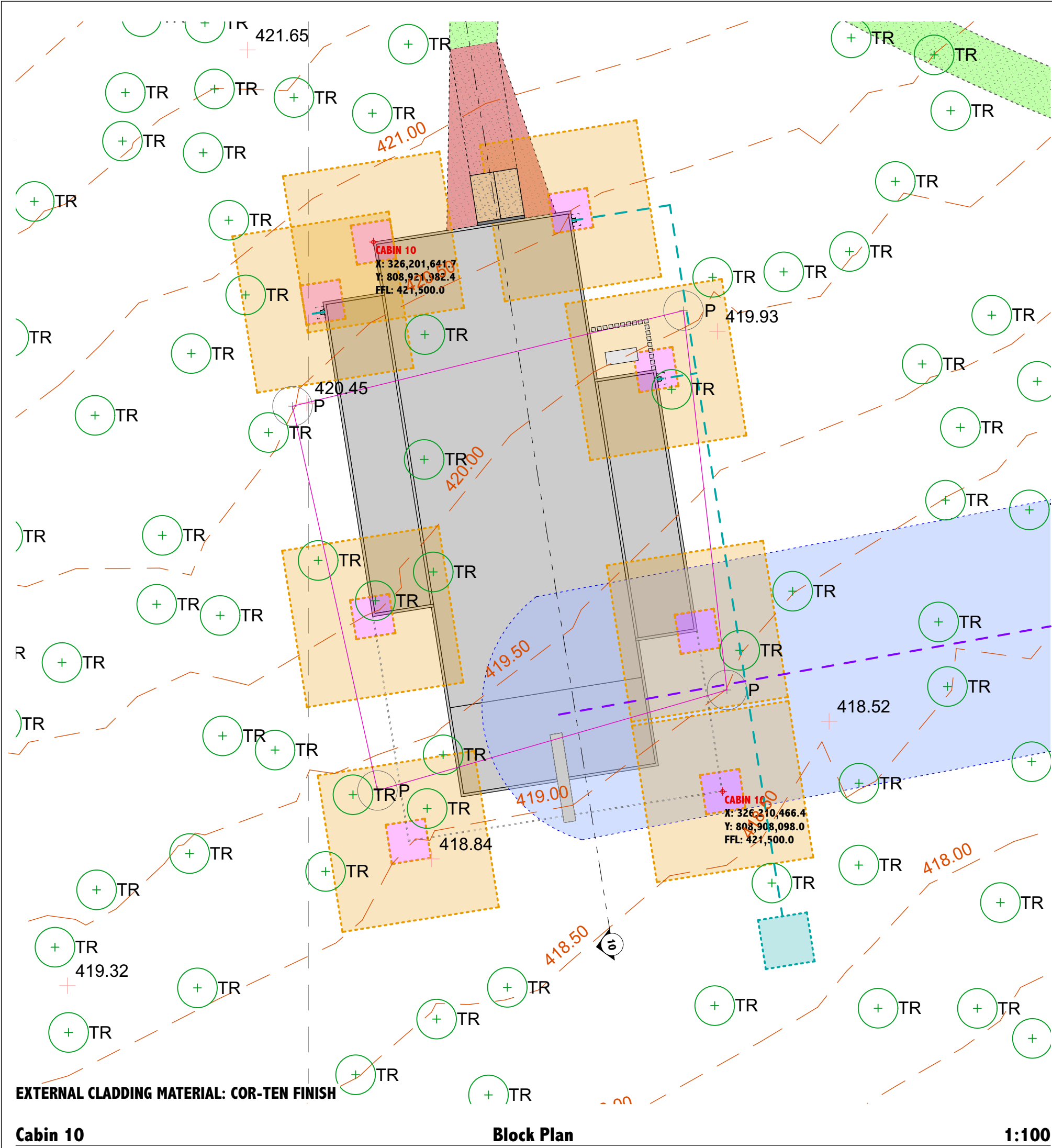
Drawing No.
323(GA)007

Rev.
C

MAC
architects

24 Oldmeldrum Road
Newmachar
Aberdeen
AB21 0PI

101651 862688
e info@mac-architects.co.uk
w www.mac-architects.co.uk



NOTES

- Do not scale off this drawing.
- All dimensions are in millimetres unless otherwise stated.
- This drawing is to be read in conjunction with all relevant MAC Architects, civil/structural, and services engineer's drawings and specifications.
- Contractor to check all dimensions on site prior to commencement of works on site or manufacture of any element taking place and any discrepancies to be notified to MAC Architects / Client.
- All works and materials to be carried out in accordance with the current building regulations and local bye-laws and to comply fully with current British Standards and codes of practice including EEC Regulations and all Safety Acts & / or any European Standards that may be relevant.
- All works to be carried out to the satisfaction of the local building control officer.
- All elements & products specified are to be installed as per manufacturers written specification.

NOTES

- Contractor to check on site for any potential hazards prior to starting works & ensure work force are aware of any risk assessments and method statements created to allow them to carry out the job in the safest possible way to themselves and others.
- Contractor to measure any existing area required for steelwork & also to site size Architects drawings prior to manufacture. Any discrepancies to be notified to MAC Architects.
- Contractor to measure existing window and door openings before manufacturing or ordering any element.
- All windows and doors must have mastic seals both internally and externally.
- Contractor must keep the existing building void and water right throughout the construction.
- If drawings are stamped as "BUILDING WARRANT" then MAC Architects have no responsibility for any material design, internal finishes or fixed furniture unless otherwise stated.

NOTES

- All specification of finishes are to be confirmed by the client to the contractor before any work is carried out.
- If drawings are stamped as "BUILDING WARRANT" the location of sockets, switches, radiators, extracts and lighting are to be confirmed by the client.
- Client to be responsible for informing local authority of key stages of construction as requested under the PLANNING APPLICATION and BUILDING WARRANT APPLICATION including start and completion dates via relevant forms issued with approval documents.
- This drawing cannot be reproduced or used in any way without the express written permission of MAC Architects. All design intent and content is copyright of MAC Architects.
- Any deviation on site from approved BUILDING WARRANT or CONSTRUCTION issue drawings highlighted by Building Control during Completion Certification and requesting "AS BUILT" drawings will be charged at MAC Architects standard hourly rate.

SITE DRAINAGE KEY

- SURFACE WATER SOAKAWAY WITH 1050mm DIA. RING WITH 1000mm STORAGE DEPTH. SOAKAWAYS CONTAINED WITHIN 1250 X 1250mm TERRAM 1000 GEOTEXTILE MEMBRANE AND CONNECTED TO 110mm UPVC OUTFALL PIPE FROM CABIN RWPS
- LINE OF 110mm UPVC SURFACE WATER FROM CABINS
- SEPTIC TANK - ALL TO BE MINIMUM 3,600 LITRES EXCEPT TANK SERVING CABINS 1+2 WHICH IS TO BE MINIMUM 2,700 LITRES
- LINE OF 110mm UPVC FOUL WATER FROM CABINS
- INDICATES ZONES OF TREES IMPACTED BY PROPOSED DRAINAGE AS PER CND AIA

Rev.	Date	Description	Drn.	Chkd.	Appd.
A	21.08.18	Updated for Planning	JC	EM	BM
B	08.11.18	Updated for Planning	JC	EM	BM
C	24.01.19	AIA Tree Zone Information Added	JC	EM	BM

AREA OF DEVELOPMENT* - 0.5473 Ha

AREA OUTLINED IN BLUE WITHIN CONTROL OF THE APPLICANT

SOAKAWAY SIZES

CABIN 1 + 2 -	25m2
CABIN 3 + 4 -	34.6m2
CABIN 5, 6 + 7 -	36.4m2
CABIN 8, 9 + 10 -	56.5m2
CABIN 11 + 12 -	29.3m2

THE LOCATION, DESIGN AND POSITION OF SOAKAWAYS + SEPTIC TANKS TO AVOID EXISTING TREES AND ROOT STRUCTURES

* - BUILDING FOOTPRINT / ROADS / CARPARK / PATHS

Issue Status

PLANNING APPLICATION

FOREST CABINS
Lewis + Rachel Gray,
Corgarff,
Strathdon,
Aberdeenshire,
AB36 8YP

Drawing Title
Cabin 10 / 11 / 12 - Block Plan + Site Section

Scale at A1	Date	Drawn	Checked	Approved	Job No.	Drawing No.	Rev.
1:100	21.06.18	JC	EM	BM	323	323(GA)008	C

MAC architects
24 Oldmeldrum Road
Newmachar
Aberdeen
AB21 0PI

101651 862688
e info@mac-architects.co.uk
w www.mac-architects.co.uk



NOTES

1. Do not scale off this drawing.

2. All dimensions are in millimetres unless otherwise stated.

3. This drawings to be read in conjunction with all relevant MAC Architects, civil/structural, and services engineer's drawings and specifications.

4. Contractor to check all dimensions on site prior to commencement of works on site or manufacture of any element taking place and any discrepancies to be notified to MAC Architects / Client.

5. All works and materials to be carried out in accordance with the current building regulations and local bye-laws and to comply fully with current British Standards and codes of practice including IEE Regulations and all Safety Acts & / or any European Standards that may be relevant.

6. All works to be carried out to the satisfaction of the local building control officer.

7. All elements & products specified are to be installed all as per manufacturers written specification.

NOTES

8. Contractor to check on site for any potential hazards prior to starting works & ensure work force are aware of any risk assessments and method statements created to allow them to carry out the job in the safest possible way to themselves and others.

9. Contractor to measure any existing area required for steelwork & also to site size Architects drawings prior to manufacture. Any discrepancies to be notified to MAC Architects.

10. Contractor to measure existing window and door openings before manufacturing or ordering any element.

11. All windows and doors must have mastic seals both internally and externally.

12. It is the clients responsibility to inform their house insurers that alterations are being carried out to their building.

13. Contractor must keep the existing building wind and water tight throughout the construction.

14. If drawings are stamped as 'BUILDING WARRANT' then MAC Architects have no responsibility for any material design, internal finishes or fixed furniture unless otherwise stated.

NOTES

15. All specification of finishes are to be confirmed by the client to the contractor before any work is carried out.

16. If drawings are stamped as 'BUILDING WARRANT' the location of sockets, switches, radiators, extracts and lighting are to be confirmed by the client.

17. Client to be responsible for informing local authority of key stages of construction as requested under the PLANNING APPLICATION and BUILDING WARRANT APPLICATION including start and completion dates via relevant forms issued with approval documents.

18. This drawing cannot be reproduced or used in any way without the express written permission of MAC Architects. All design intent and content is copyright of MAC Architects.

19. Any deviation on site from approved BUILDING WARRANT or CONSTRUCTION issue drawings highlighted by Building Control during Completion Certification and requesting 'AS BUILT' drawings will be charged at MAC Architects standard hourly rate.

HEALTH & SAFETY

Contractor to be aware of all current Health and Safety Regulations including the following:

Construction (Health, Safety and Welfare) Regulations 1996

Lifting operations and Lifting Equipment Regulations 1998

The Manual Handling Operations Regulations 1992

Control of Substances Hazardous to Health Regulations 1999

Control of Substances Hazardous to Health Regulations 1999

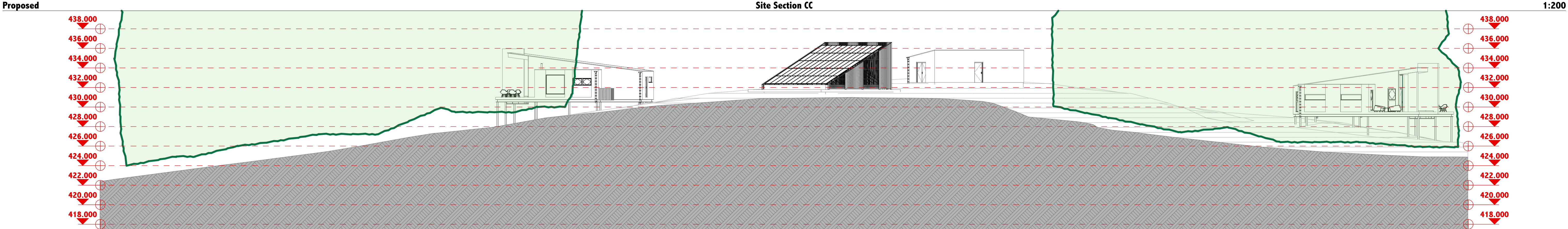
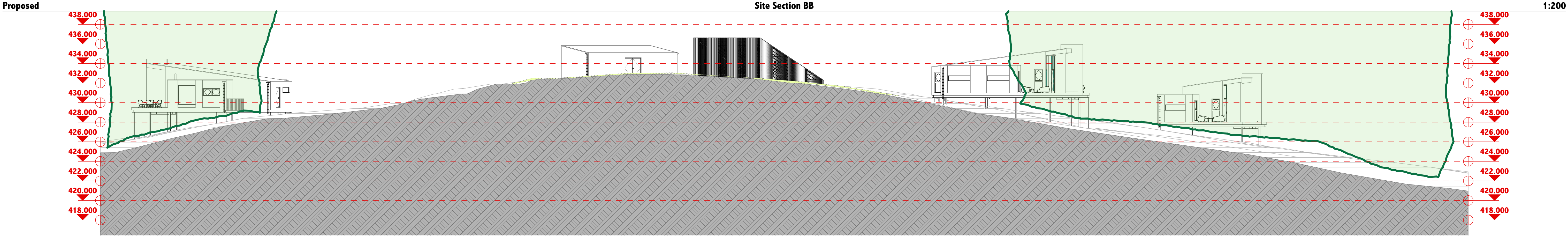
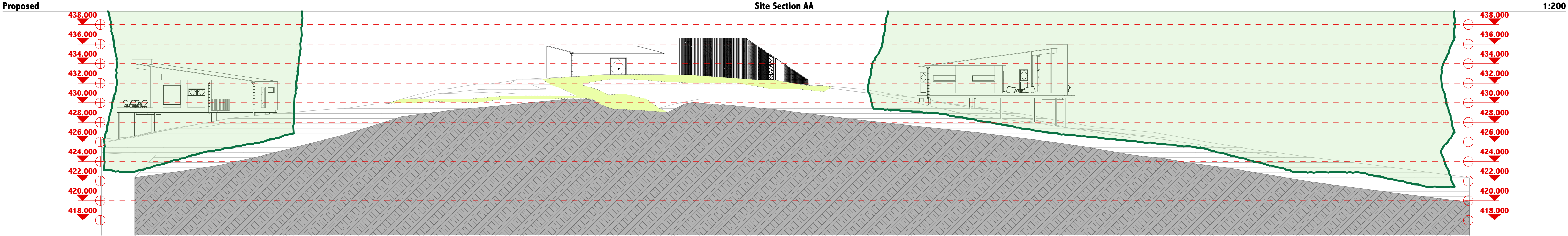
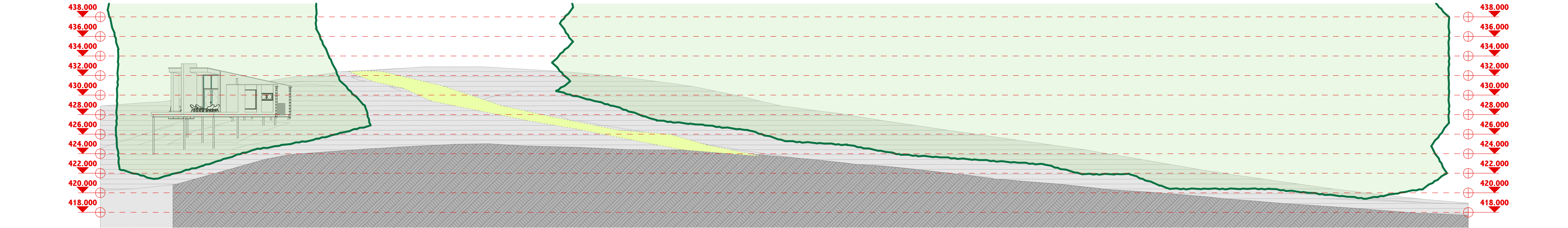
Full Health and Safety Information can be found in the Approved Code of Practice: Managing Health and Safety in Construction

All works to be carried out in accordance with current British Standards and current Codes of Practice.

Rev.	Date	Description	Drn.	Chkd.	Appd.

Issue Status					
PLANNING APPLICATION					
FOREST CABINS Lewis + Rachel Gray, Corgarff, Strathdon, Aberdeenshire, AB36 8YP					
Drawing Title Proposed Photomontages					
Scale at A1	Date	Drawn	Checked	Approved	
NTS	08.11.18	JC	EM	BM	

MAC architects			24 Oldmeldrum Road Newmachar Aberdeen AB21 0PI			t 01651 862688 e info@mac-architects.co.uk w www.mac-architects.co.uk
Job No.	323	Drawing No.	323(GA)022	Rev.	-	



- NOTES**
- Do not scale off this drawing.
 - All dimensions are in millimetres unless otherwise stated.
 - This drawing is to be read in conjunction with all relevant MAC Architects, civil/structural, and services engineer's drawings and specifications.
 - Contractor to check all dimensions on site prior to commencement of works on site or manufacture of any element taking place and any discrepancies to be notified to MAC Architects / Client.
 - All works and materials to be carried out in accordance with the current building regulations and local bye-laws and to comply fully with current British Standards and codes of practice including EE Regulations and all Safety Acts & / or any European Standards that may be relevant.
 - All works to be carried out to the satisfaction of the local building control officer.
 - All elements & products specified are to be installed as per manufacturers written specification.

- NOTES**
- Contractor to check on site for any potential hazards prior to starting works & ensure work force are aware of any risk assessments and method statements created to allow them to carry out the job in the safest possible way to themselves and others.
 - Contractor to measure any existing areas required for steelwork & also to site size Architects drawings prior to manufacture. Any discrepancies to be notified to MAC Architects.
 - Contractor to measure existing window and door openings before manufacturing or ordering any element.
 - Contractor to check all dimensions on site prior to commencement of works on site or manufacture of any element taking place and any discrepancies to be notified to MAC Architects / Client.
 - All works and materials to be carried out in accordance with the current building regulations and local bye-laws and to comply fully with current British Standards and codes of practice including EE Regulations and all Safety Acts & / or any European Standards that may be relevant.
 - All works to be carried out to the satisfaction of the local building control officer.
 - All elements & products specified are to be installed as per manufacturers written specification.

- NOTES**
- All specification of finishes are to be confirmed by the client to the contractor before any work is carried out.
 - If drawings are stamped as "BUILDING WARRANT" the location of sockets, switches, radiators, extracts and lighting are to be confirmed by the client.
 - Client to be responsible for informing local authority of key stages of construction as requested under the PLANNING APPLICATION and BUILDING WARRANT APPLICATION including start and completion dates via relevant forms issued with approval documents.
 - This drawing cannot be reproduced or used in any way without the express written permission of MAC Architects. All design intent and content is copyright of MAC Architects.
 - Any deviation on site from approved BUILDING WARRANT or CONSTRUCTION issue drawings highlighted by Building Control during Completion Certification and requesting "AS BUILT" drawings will be charged at MAC Architects standard hourly rate.

- HEALTH & SAFETY**
- Contractor to be aware of all current Health and Safety Regulations including the following:
Construction (Health, Safety and Welfare) Regulations 1996
Lifting operations and Lifting Equipment Regulations 1998
The Manual Handling Operations Regulations 1992
Confined Space Regulations 1997
Control of Substances Hazardous to Health Regulations 1999
Full Health and Safety Information can be found in the Approved Code of Practice: Managing Health and Safety in Construction
- All works to be carried out in accordance with current British Standards and current Codes of Practice.

Rev.	Date	Description	Drn.	Chkd.	Appd.
A	24.01.19	Timber Screening added to Solar Panels	JC	EM	BM

AREA OF DEVELOPMENT* - 0.5473 Ha
AREA OUTLINED IN BLUE WITHIN CONTROL OF THE APPLICANT

* - BUILDING FOOTPRINT / ROADS / CARPARK / PATHS

Issue Status
PLANNING APPLICATION

FOREST CABINS
Lewis + Rachel Gray,
Corgarff,
Strathdon,
Aberdeenshire,
AB36 8YP

Drawing Title
Site Cross Sections

Scale at A1
1:200

Date
21.06.18

Drawn
JC

Checked
EM

Approved
BM

Job No.
323

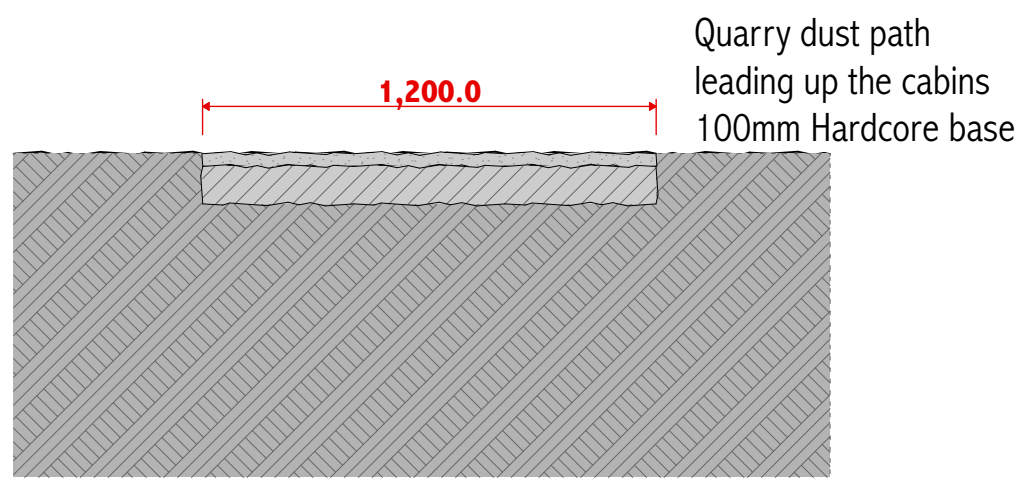
Drawing No.
323(GA)023

Rev.
A

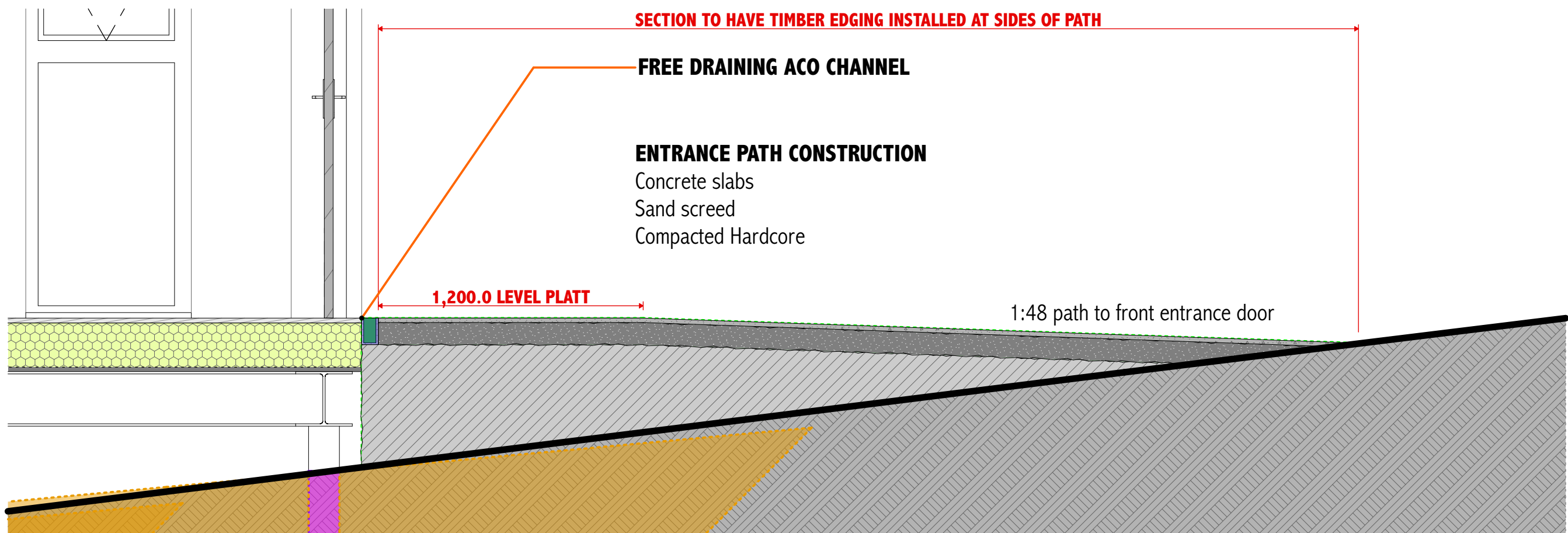
MAC
architects

24 Oldmeldrum Road
Newmachar
Aberdeen
AB21 0PI

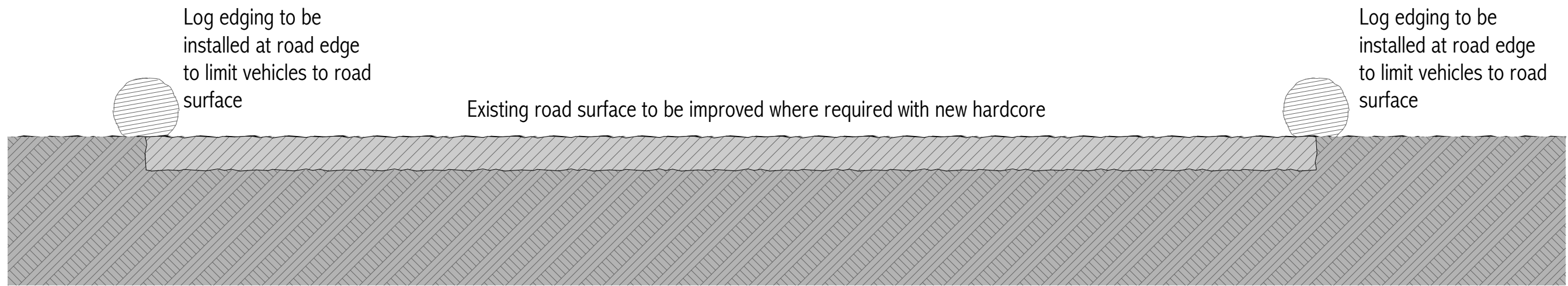
t 01651 862688
e info@mac-architects.co.uk
w www.mac-architects.co.uk



Typical Pedestrian Path 1:20



Proposed Cabin Entrance Ramp Construction 1:20



Typical Road Section 1:20

CABIN KEY PLAN

- QUARRY DUST COMPACTED HARDCORE PATHS
- 1200MM WIDE PRECAST CONCRETE SLAB PATHS AND LODGE ACCESS
- TIMBER EDGED GRADED DUST COMPACTED HARDCORE TO LODGE FFL



Typical Cabin Entrance 1:20

- NOTES**
- Do not scale off this drawing.
 - All dimensions are in millimetres unless otherwise stated.
 - This drawing is to be read in conjunction with all relevant MAC Architects, civil/structural, and services engineer's drawings and specifications.
 - Contractor to check all dimensions on site prior to commencement of works on site or manufacture of any element taking place and any discrepancies to be notified to MAC Architects / Client.
 - All works and materials to be carried out in accordance with the current building regulations and local bye-laws and to comply fully with current British Standards and codes of practice including EEC Regulations and all Safety Acts & / or any European Standards that may be relevant.
 - All works to be carried out to the satisfaction of the local building control officer.
 - All elements & products specified are to be installed all as per manufacturers written specification.

- NOTES**
- Contractor to check on site for any potential hazards prior to starting works & ensure work force are aware of any risk assessments and method statements created to allow them to carry out the job in the safest possible way to themselves and others.
 - Contractor to measure any existing area required for steelwork & also to site size Architects drawings prior to manufacture. Any discrepancies to be notified to MAC Architects.
 - Contractor to measure existing window and door openings before manufacturing or ordering any element.
 - All windows and doors must have mastic seals both internally and externally.
 - It is the clients responsibility to inform their house insurers that alterations are being carried out to their building.
 - Contractor must keep the existing building wind and water tight throughout the construction.
 - If drawings are stamped as "BUILDING WARRANT" then MAC Architects have no responsibility for any material design, internal finishes or fixed furniture unless otherwise stated.

- NOTES**
- All specification of finishes are to be confirmed by the client to the contractor before any work is carried out.
 - If drawings are stamped as "BUILDING WARRANT" the location of sockets, switches, radiators, extracts and lighting are to be confirmed by the client.
 - Client to be responsible for informing local authority of key stages of construction as requested under the PLANNING APPLICATION and BUILDING WARRANT APPLICATION including start and completion dates via relevant forms issued with approval documents.
 - This drawing cannot be reproduced or used in any way without the express written permission of MAC Architects. All design intent and content is copyright of MAC Architects.
 - Any deviation on site from approved BUILDING WARRANT or CONSTRUCTION issue drawings highlighted by Building Control during Completion Certification and requesting "AS BUILT" drawings will be charged at MAC Architects standard hourly rate.

- HEALTH & SAFETY**
- Contractor to be aware of all current Health and Safety Regulations including the following:
Construction (Health, Safety and Welfare) Regulations 1996
Lifting operations and Lifting Equipment Regulations 1998
The Manual Handling Operations Regulations 1992
Confined Space Regulations 1997
Control of Substances Hazardous to Health Regulations 1999
- Full Health and Safety Information can be found in the Approved Code of Practice: Managing Health and Safety in Construction
- All works to be carried out in accordance with current British Standards and current Codes of Practice.

Rev.	Date	Description	Drn.	Chkd.	Appd.

AREA OF DEVELOPMENT* - 0.5473 Ha
AREA OUTLINED IN BLUE WITHIN CONTROL OF THE APPLICANT

* - BUILDING FOOTPRINT / ROADS / CARPARK / PATHS

Issue Status
PLANNING APPLICATION

FOREST CABINS
Lewis + Rachel Gray,
Corgarff,
Strathdon,
Aberdeenshire,
AB36 8YP

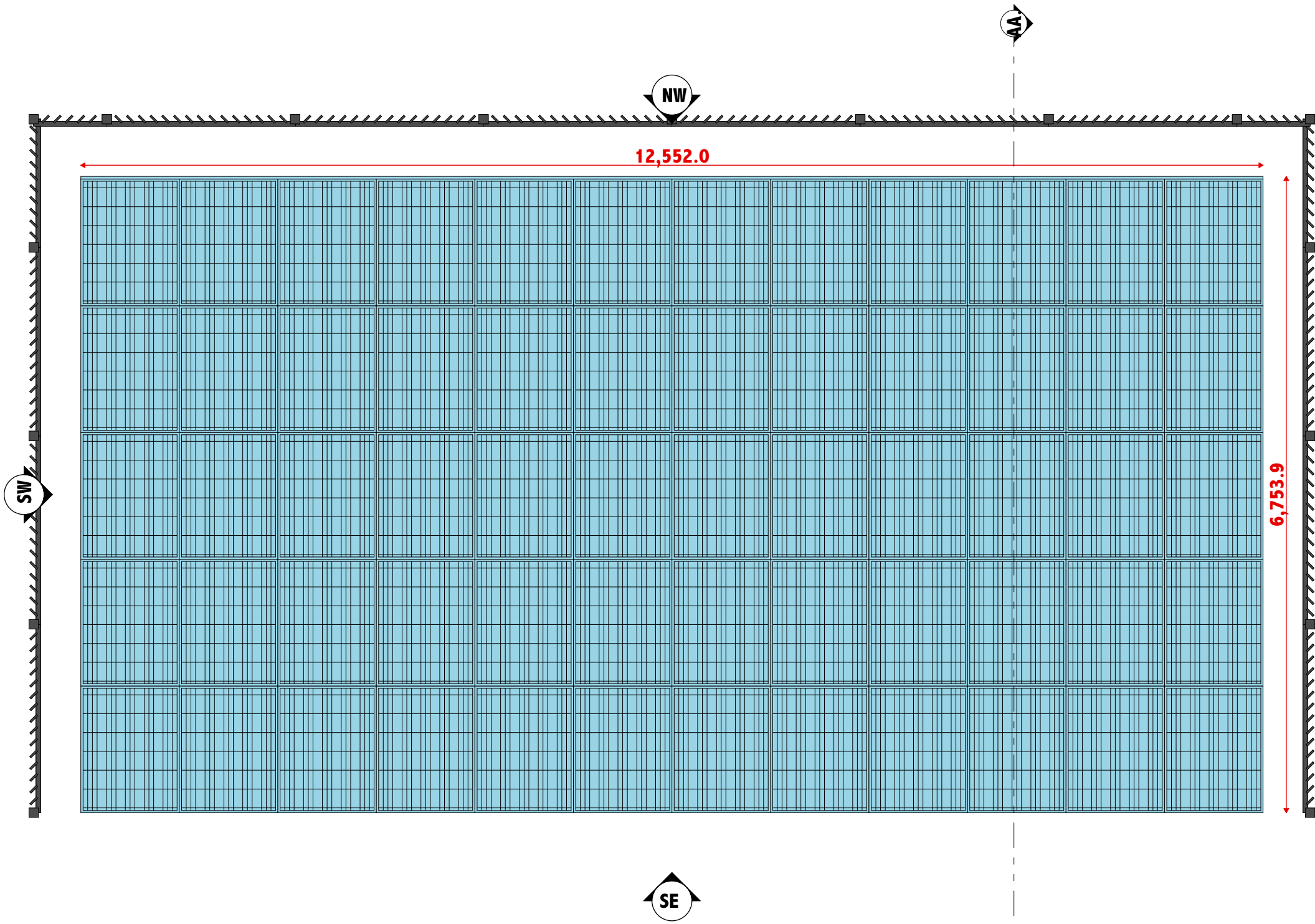
Drawing Title
1:20 Sectional Details

Scale at A1	Date	Drawn	Checked	Approved
1:20	21.06.18	JC	EM	BM

Job No.	Drawing No.	Rev.
323	323(GA)024	-

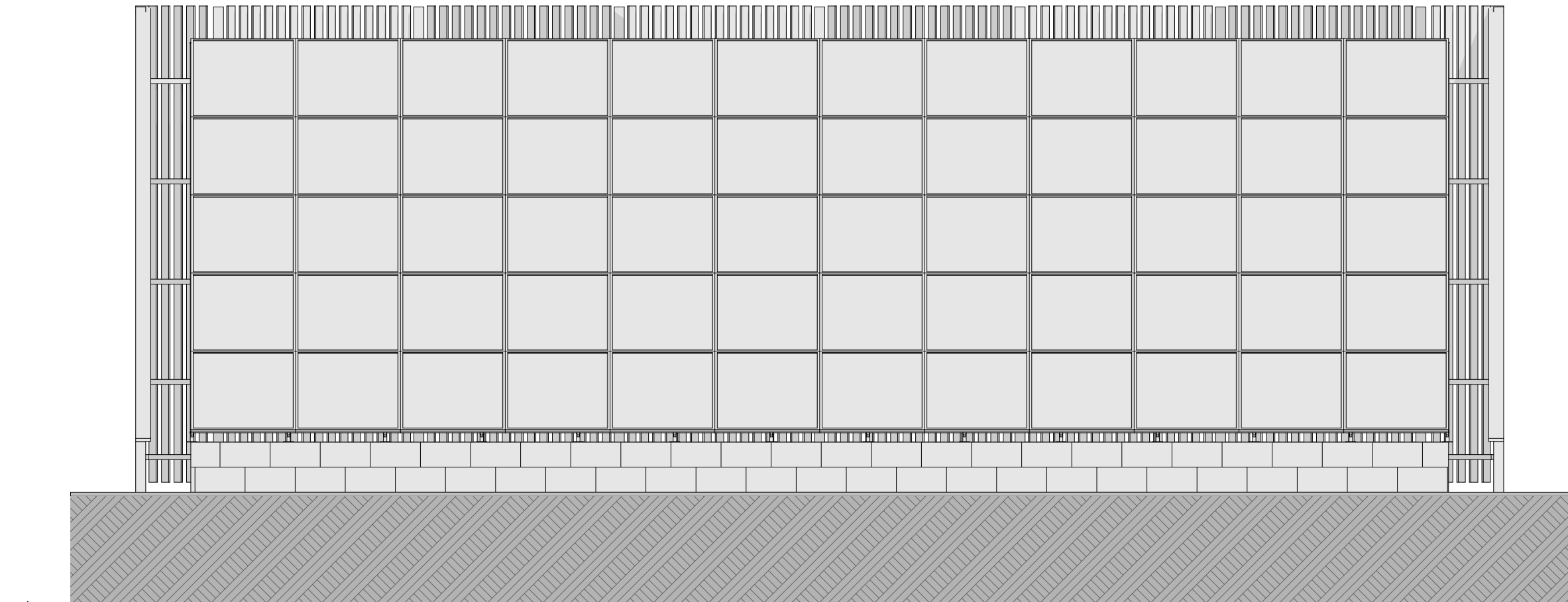
MAC
architects
24 Oldmeldrum Road
Newmachar
Aberdeen
AB21 0PI

t 01651 862688
e info@mac-architects.co.uk
w www.mac-architects.co.uk



SOLAR PANELS

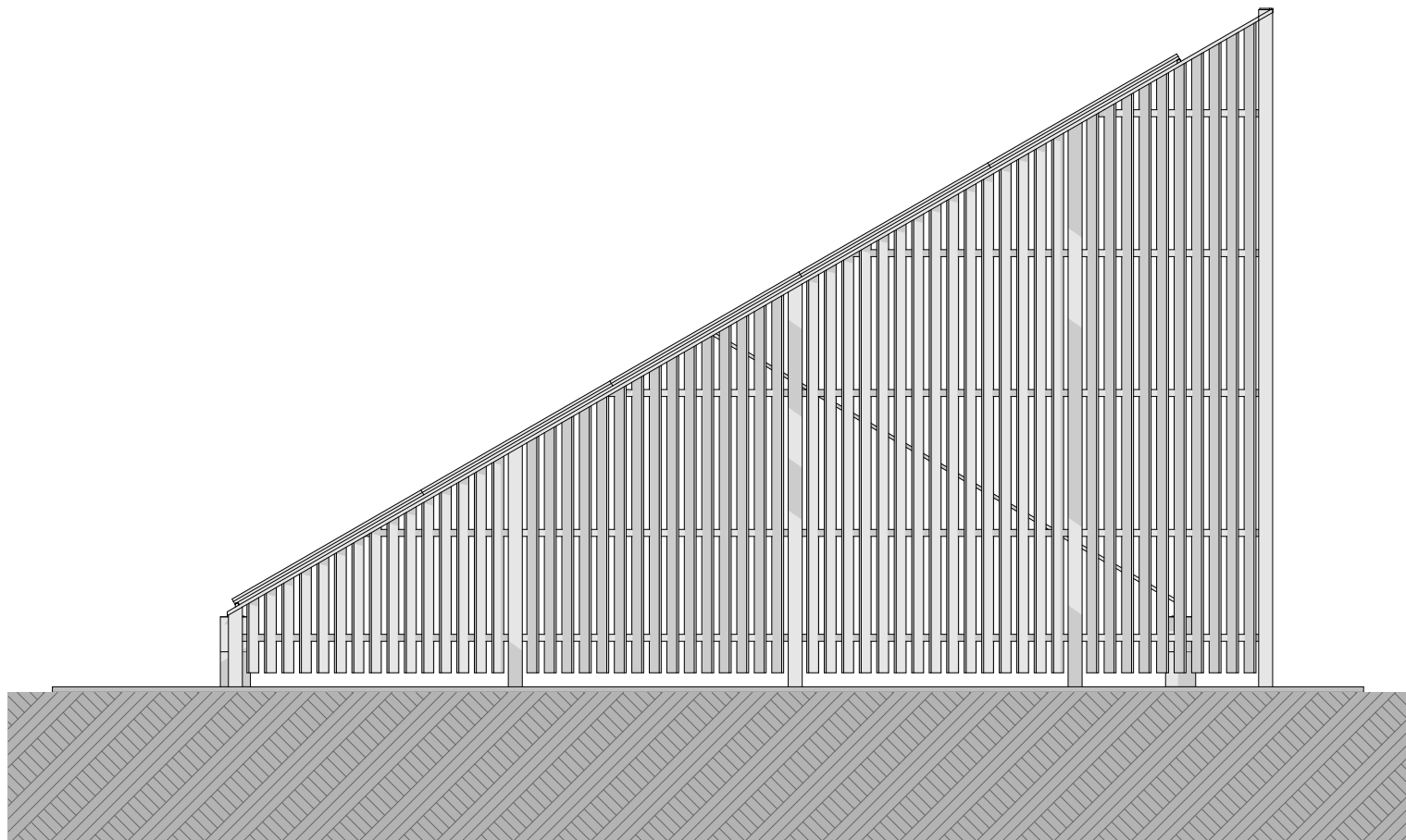
Plan



SOLAR PANELS

South East Elevation


1:50



SOLAR PANELS

North East Elevation

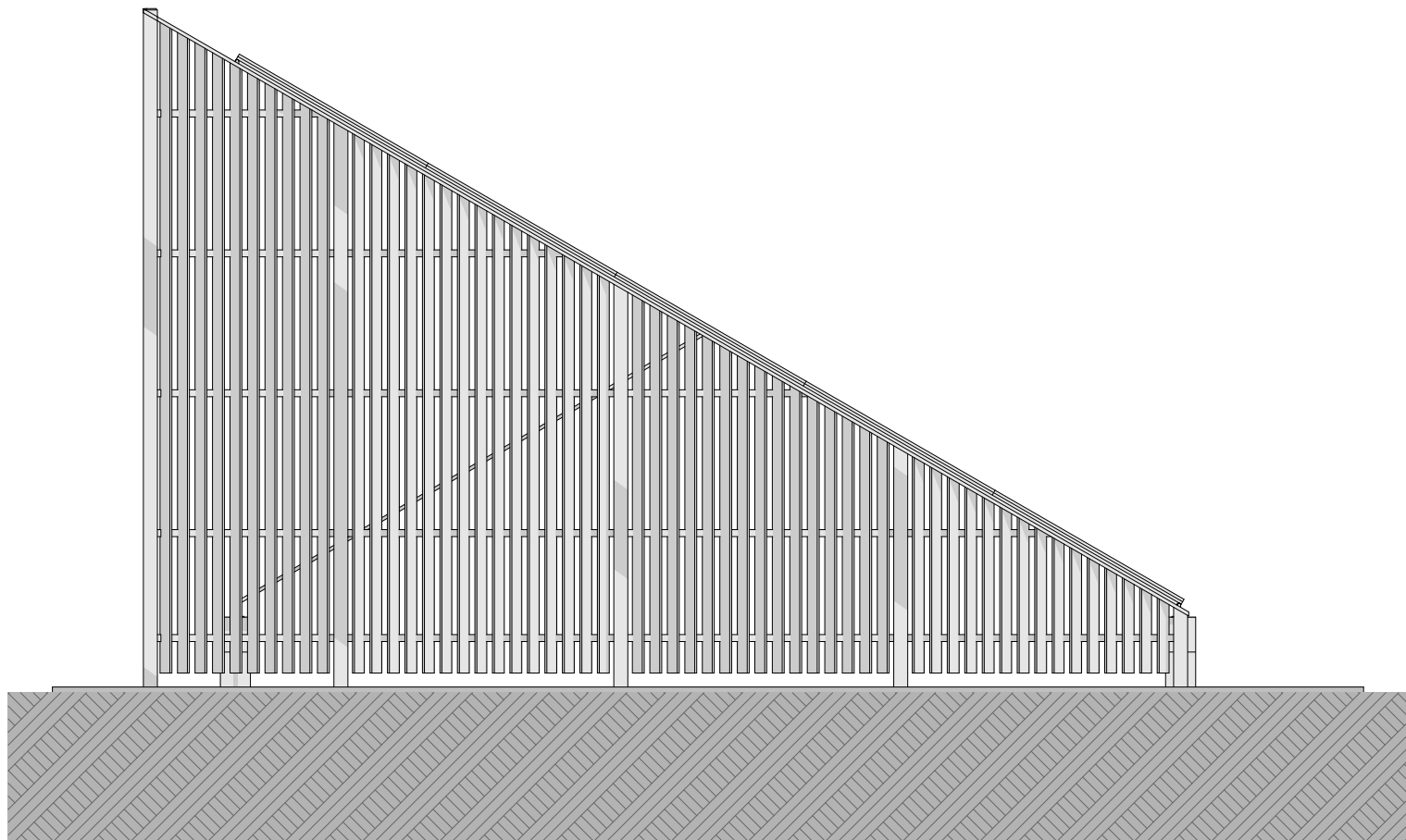
1:50



1:50 SOLAR PANELS

North West Elevation


1:50



SOLAR PANELS

South West Elevation

1:50




SOLAR PANELS

3D View 01



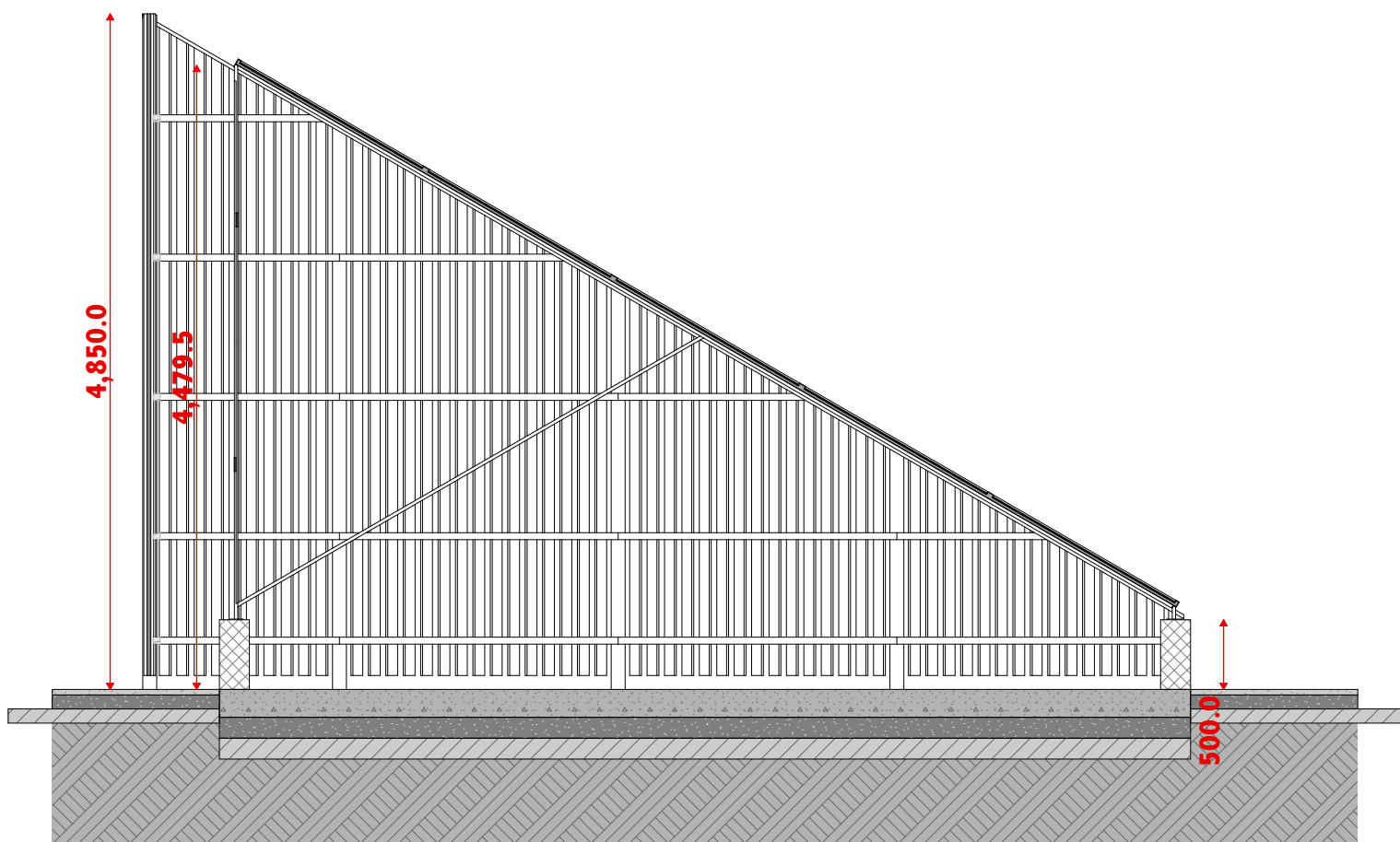
SOLAR PANELS

3D View 02



SOLAR PANELS

3D View 03



SOLAR PANELS

Section AA

1:50

- NOTES**

 1. Do not scale off this drawing.
 2. All dimensions are in millimetres unless otherwise stated.
 3. This drawings to be read in conjunction with all relevant MAC Architects, civil/structural, and services engineer's drawings and specifications.
 4. Contractor to check all dimensions on site prior to commencement of works on site or manufacture of any element taking place and any discrepancies to be notified to MAC Architects / Client
 5. All works and materials to be carried out in accordance with the current building regulations and local bye-laws and to comply fully with current British Standards and codes of practice including EEC Regulations and all Safety Acts & / or any European Standards that may be relevant.
 6. All works to be carried out to the satisfaction of the local building control officer
 7. All elements & products specified are to be installed all as per manufacturers written specification
- NOTES**

 8. Contractor to check on site for any potential hazards prior to starting works & ensure work force are aware of any risk assessments and method statements created to allow them to carry out the job in the safest possible way to themselves and others.
 9. Contractor to measure any existing area required for steelwork & also to site size Architects drawings prior to manufacture. Any discrepancies to be notified to MAC Architects
 10. Contractor to measure existing window and door openings before manufacturing or ordering any element.
 11. All windows and doors must have mastic seals both internally and externally
 12. It is the clients responsibility to inform their house insurers that alterations are being carried out to their building
 13. Contractor must keep the existing building wind and water tight throughout the construction
 14. If drawings are stamped as "BUILDING WARRANT" then MAC Architects have no responsibility for any material design, internal finishes or fixed furniture unless otherwise stated.
- NOTES**

 15. All specification of finishes are to be confirmed by the client to the contractor before any work is carried out.
 16. If drawings are stamped as "BUILDING WARRANT" the location of sockets, switches, radiators, extracts and lighting are to be confirmed by the client
 17. Client to be responsible for informing local authority of key stages of construction as requested under the PLANNING APPLICATION and BUILDING WARRANT APPLICATION including start and completion dates via relevant forms issued with approval documents.
 18. This drawing cannot be reproduced or used in any way without the express written permission of MAC Architects. All design intent and content is copyright of MAC Architects.
 19. Any deviation on site from approved BUILDING WARRANT or CONSTRUCTION issue drawings highlighted by Building Control during Completion Certification and requesting "AS BUILT" drawings will be charged at MAC Architects standard hourly rate

Rev.	Date	Description	Dwn.	Chkd.	Appd.
A	24.01.19	Vertical timber screened added	JC	EM	BM

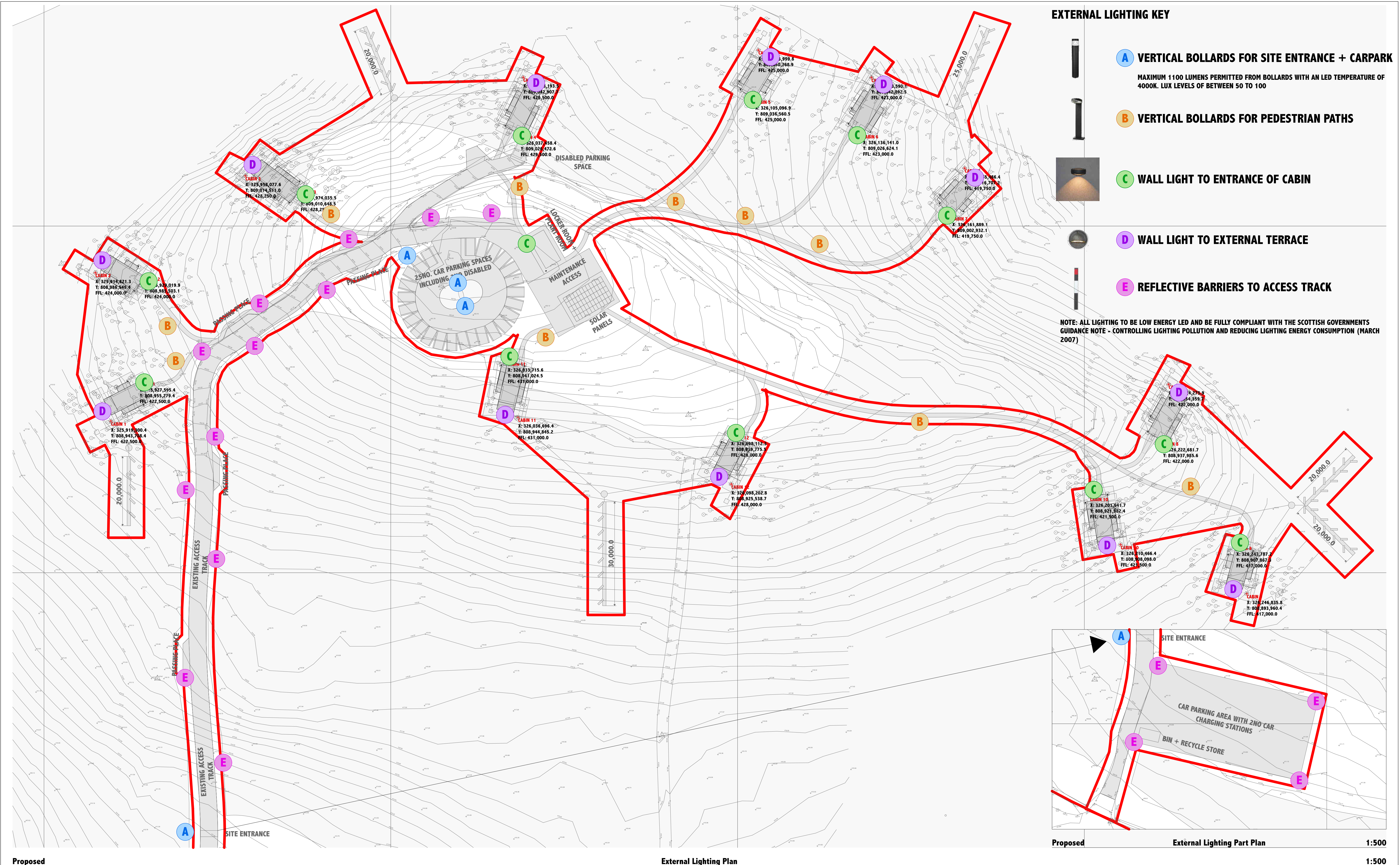
DESIGN UPDATES: PROPOSED VERTICAL TIMBER FINIS
ANGLED @ 45 DEGREES TO ACT AS PRIVACY SCREEN TO
SOLAR PANELS

Issue Status		PLANNING APPLICATION			
FOREST CABINS		Lewis + Rachel Gray, Corgarrif, Strathdon, Aberdeenshire, AB36 8YP			
Drawing Title		Proposed - SOLAR PANELS			
Scale at A1	Date	Drawn	Checked	Approved	Job No.
1:50	08.11.18	JC	EM	BM	323
		Drawing No.		Rev.	
		323(GA)025		A	

MAC
architects

24 Oldmeldrum Road
Newmachar
Aberdeen
AB21 0PI

101651 862688
e info@mac-architects.co.uk
w www.mac-architects.co.uk



NOTES

1. Do not scale off this drawing.

2. All dimensions are in millimetres unless otherwise stated.

3. This drawings to be read in conjunction with all relevant MAC Architects, civil/structural, and services engineer's drawings and specifications.

4. Contractor to check all dimensions on site prior to commencement of works on site or manufacture of any element taking place and any discrepancies to be notified to MAC Architects / Client.

5. All works and materials to be carried out in accordance with the current building regulations and local bye-laws and to comply fully with current British Standards and codes of practice including EEC Regulations and all Safety Acts & / or any European Standards that may be relevant

6. All works to be carried out to the satisfaction of the local building control officer

7. All elements & products specified are to be installed all as per manufacturers written specification

NOTES

8. Contractor to check on site for any potential hazards prior to starting works & ensure work force are aware of any risk assessments and method statements created to allow them to carry out the job in the safest possible way to themselves and others

9. Contractor to measure any existing area required for steelwork & also to site size Architects drawings prior to manufacture. Any discrepancies to be notified to MAC Architects

10. Contractor to measure existing window and door openings before manufacturing or ordering any element

11. All windows and doors must have mastic seals both internally and externally

12. It is the clients responsibility to inform their house insurers that alterations are being carried out to their building

13. Contractor must keep the existing building wind and water tight throughout the construction

14. If drawings are stamped as "BUILDING WARRANT" then MAC Architects have no responsibility for any material design, internal finishes or fixed furniture unless otherwise stated.

HEALTH & SAFETY

Contractor to be aware of all current Health and Safety Regulations including the following:
Construction (Health, Safety and Welfare) Regulations 1996
Lifting operations and Lifting Equipment Regulations 1998
The Manual Handling Operations Regulations 1992
Confined Space Regulations 1997
Control of Substances Hazardous to Health Regulations 1999

Full Health and Safety Information can be found in the Approved Code of Practice: Managing Health and Safety in Construction

All works to be carried out in accordance with current British Standards and current Codes of Practice.

Rev.	Date	Description	Drn.	Chkd.	Appd.
A	21.11.18	Reduction in external lighting	EM	JC	BM
B	08.01.19	Reduction in external lighting	EM	JC	BM

AREA OF DEVELOPMENT* - 0.5473 Ha

AREA OUTLINED IN BLUE WITHIN CONTROL OF THE APPLICANT

Issue Status

PLANNING APPLICATION

FOREST CABINS

Lewis + Rachel Gray,
Corgarff,
Strathdon,
Aberdeenshire,
AB36 8TP

24 Oldmeldrum Road
Newmachar
e info@mac-architects.co.uk
t 01651 862688
www.mac-architects.co.uk
w www.mac-architects.co.uk

Drawing Title

Lighting Details

Scale at A1	Date	Drawn	Checked	Approved
1:500	21.06.18	JC	EM	BM

Job No.	Drawing No.	Rev.
323	323(GA)026	B

* - BUILDING FOOTPRINT / ROADS / CARPARK / PATHS

/Volumes/LIVE PROJECTS/MAC/323 - Lewis + Rachel Gray, Corgarff, Strathdon, Aberdeenshire, AB36 8TP/03 ARCHICAD SHEETS/00 GA'S/323(GA)Series.pln323(GA)026 Copyright. ©